

BEFORE THE HON'BLE NATIONAL GREEN TRIBUNAL
WESTERN ZONE BENCH, PUNE

MISC. APPLICATION NO. 05/2024 (WZ)
IN
EXECUTION APPLICATION NO. 12/2022 (WZ)
IN
ORIGINAL APPLICATION NO. 80/2020 (WZ)

IN THE MATTER OF: -

VANSHAKTI & ANR.

APPLICANT(S)

VERSUS

STATE OF MAHARASHTRA & ORS.

RESPONDENT(S)

INDEX


S. no.	Particulars	Page no.
1.	Additional Reply on Behalf of Respondent No. 7, i.e., Central Pollution Control Board	
2.	Affidavit on Behalf of Respondent No. 7, i.e., Central Pollution Control Board	
3.	Annexure-R7-I: Copy of minutes of first meeting held on 25/07/2023	
4.	Annexure-R7-II: Copy of directions issued by CPCB under section 18(1) (b) of the Water (Prevention and Control of Pollution) Act, 1974 and Air (Prevention and Control of Pollution) Act, 1981 to all the SPCBs/PCCs regarding harmonization of the classification of the industrial sectors under Red, Orange, Green and White Category	
5.	Annexure-R7-III: Copy of directions issued by CPCB under section 18(1) (b) of the Water (Prevention and Control of Pollution) Act, 1974 and Air (Prevention and Control of Pollution) Act, 1981 to all the SPCBs/PCCs regarding harmonization of the classification of the industrial sectors under Red, Orange, Green, White and Blue Category	
6.	Annexure-R7-IV: Copy of minutes of second meeting held on 01/09/2023	
7.	Annexure-R7-V: Copy of email communication dated 23/01/2024 from MPCB regarding categorization of cage aquaculture activity	
8.	Annexure-R7-VI: Copy of work order dated 24/09/2024 issued by MPCB to ICAR-CIFRI to carry-out the study on "Environmental Impact Assessment of Cage Culture in Inland Open Waters"	
9.	Annexure-R7-VII: Copy of the follow-up email communication, dated 23/01/2025 addressed by CPCB to MPCB	

Pratik D. Bharme

(Pratik D. Bharme)

Scientist 'E' & Regional Director

Place: Pune
Date: 17/02/2025



क्षेत्रीय निदेशक / Regional Director
केंद्रीय प्रदूषण नियंत्रण बोर्ड
Central Pollution Control Board
क्षेत्रीय निदेशालय, पुणे / Regional Directorate, Pune
पर्यावरण, वन एवं जलवायु परिवर्तन मंत्रालय, भारत सरकार
M/o Env't. Forest & Climate Change, Govt. of India
सर्वे नं. ११०, हीराबाई धनकुडे हॉल, बाणेर रोड, बाणेर, पुणे - 411045
Sr. No. 110, Hirabai Dhankude Hall, Baner Road, Baner, Pune-411045

BEFORE THE HON'BLE NATIONAL GREEN TRIBUNAL
WESTERN ZONE BENCH, PUNE

MISC. APPLICATION NO. 05/2024 (WZ)
IN
EXECUTION APPLICATION NO. 12/2022 (WZ)
IN
ORIGINAL APPLICATION NO. 80/2020 (WZ)

IN THE MATTER OF: -

VANSHAKTI & ANR.

APPLICANT(S)

VERSUS

STATE OF MAHARASHTRA & ORS.

RESPONDENT(S)

ADDITIONAL REPLY ON BEHALF OF RESPONDENT NO. 7, CENTRAL
POLLUTION CONTROL BOARD (CPCB)

1. That, the Hon'ble National Green Tribunal, Western Zone Bench (hereinafter referred to as "Hon'ble NGT") vide its order dated 05/11/2024 in Misc. Application (hereinafter referred to as "MA") no. 05 of 2024 has sought the additional reply from Central Pollution Control Board (hereinafter referred to as "CPCB") in the instant matter. Relevant portion of the operative directions of the aforesaid Hon'ble NGT order is reproduced below:

"...3. The learned counsel for respondent No.6 – MPCB is controverting this fact and states that this activity falls in the jurisdiction of CPCB and not MPCB. Therefore, we direct respondent No.6 – MPCB as well as respondent No. 7 – CPCB to give clarification in this regard as to who is responsible to categorize the said activity in a particular category..."

Thereby, the reply is made in succeeding paragraphs.

SUBMISSIONS BY CPCB

2. That, this Answering Respondent has filed reply affidavit on 23/07/2024 in compliance to the Hon'ble NGT (WZ) order dated 03/05/2024 in the said matter.




3. That, it is humbly submitted that meetings were convened among CPCB and MPCB for the compliance of the Hon'ble NGT order, dated 27/02/2023 in EA No. 12/2022 (WZ) in OA No. 80/2020 (WZ) wherein various directions including direction to CPCB as well as MPCB to take necessary steps to bring cage aquaculture activity under consent regime and for that, if any study is required as suggested by the Committee, the same may be got conducted in the meantime.

Based on the decisions taken during the first meeting held on 25/07/2023 the Respondent No. 6 i.e. MPCB was requested to take necessary steps to bring cage aquaculture activity under consent regime in compliance with the modified directions dated 07/03/2016 issued by CPCB u/s 18 (1) (b) of the Water (Prevention and Control of Pollution) Act, 1974 and the Air (Prevention and Control of Pollution) Act, 1981 to all the State Pollution Control Boards/Pollution Control Committees (hereinafter referred to as "SPCBs/ PCCs") regarding harmonization of the classification of the industrial sectors under Red/Orange/green/White category. The cage aquaculture activity has not been listed in the Red/Orange/Green/White category list therein. However, the said directions stipulated that;

"...7. That any further addition of any new or left over industrial sector and their categorization which is not listed in the revised list of Red, Orange, Green and White industrial sectors, shall be done at the level of concerned SPCB/PCC following revised criteria and guidelines as detailed in the attached document and no concurrence of CPCB shall normally be required..."

Copy of the minutes of first meeting held on 25/07/2023 is given at **Annexure-R7-I** and copy of the directions issued by CPCB, dated 07/03/2016 is given at **Annexure-R7-II**.

It is also submitted that CPCB has recently revised the methodology for classification and prepared "Report on Classification of Sectors into Red,



Orange, Green, White and Blue Categories (A tool for progressive environmental management)", hereinafter referred as "the Classification-2025". CPCB vide letter dated 12/02/2025 has issued directions under section 18(1) (b) of the Water (Prevention and Control of Pollution) Act, 1974 and Air (Prevention and Control of Pollution) Act, 1981 to all the SPCBs/PCCs for adoption and implementation of revised classification.

The directions dated 12/05/2025 also stipulate that "any further addition of any new or left-out sector and their classification which is not listed in the revised list of Red, Orange, Green, and White categories, shall be done at the level of concerned SPCB/PCC by constituting a Committee and following revised criteria & guidelines as detailed in the attached report and no concurrence of CPCB shall normally be required."

It is further humbly submitted that as per the aforesaid directions issued by this Answering Respondent, the concerned SPCB/PCC, in the present matter, the Respondent No. 6 i.e. MPCB is the concerned agency to categorize any new or left over sector following the revised criteria & guidelines as stipulated in the aforesaid directions dated 12/02/2025. Copy of the directions issued by CPCB, dated 12/02/2025 is given at **Annexure-R7-III**.

4. That, it is humbly submitted that the decisions taken in the second meeting convened on 01/09/2023 reproduced as-

"...a. Execution of Environmental Impact Study is required in line with the recommendation of Six Member Expert committee comprising of members from MoEF&CC, CPCB, MPCB, Ministry of Fisheries, Animal Husbandry & Dairying, Govt. of India (MoFAHD), Ministry of Animal Husbandry, Dairy Development and Fisheries Development, Govt. of Maharashtra and Central Inland Fisheries Research Institute (CIFRI) in compliance with Order of Hon'ble NGT dated 31.05.2021 in the OA No. 80 of 2020 (WZ), titled Vanashakti & Anr. Vs. State of Maharashtra & Ors. and further order of Hon'ble NGT in EA No. 12 of 2022, (WZ) in OA

No. 80/2020 (WZ), titled Vanashakti & Anr. Vs. State of Maharashtra & Ors.

b. The study on environmental impact of cage aquaculture activities shall be carried-out prior to taking final decision on categorization of cage aquaculture activity. Meanwhile, MPCB to expedite decision & issuance of preliminary notification on categorization of cage aquaculture activity and submit compliance report to the Hon'ble NGT. Subsequent to the outcome of said study, MPCB shall revisit the categorization of cage aquaculture activity.

c.

d.

e.”

Copy of the minutes of second meeting held on 01/09/2023 is given at **Annexure-R7-IV**.

5. That, it is humbly submitted that, the Respondent No. 6 i.e. MPCB vide email dated 23/01/2024, communicated that based on the 3rd minutes of industry categorization committee meeting (convened by MPCB), has decided to categorize the cage aquaculture activity in to Green Category. Copy of the MPCB Communication is given at **Annexure-R7-V**.
6. That, this Answering Respondent made follow-ups through email communications about execution of the study on “Environmental Impact Assessment of Cage Culture in Inland Open Waters” through ICAR-CIFRI, in compliance to the decisions taken during various meetings held on 25/07/2023; 01/09/2023; and 14/06/2024 respectively. It is further humbly submitted that, based on the outcome of meeting held on 04/07/2024, a technical presentation was made by ICAR- CIFRI before the Member Secretary of Respondent No. 6 i.e. MPCB regarding proposal on revised project duration i.e. one year along with the revised budget of Rs. 46 lakhs. The Respondent no. 6 i.e. MPCB has issued a work order, dated 24/09/2024 to ICAR-CIFRI to carry-out the study on

"Environmental Impact Assessment of Cage Culture in Inland Open Waters".
 Copy of the work order issued by MPCB is given at **Annexure-R7-VI**. This
 Answering Respondent has further pursued in the matter vide email dated
 23/01/2025 with Respondent No. 6 i.e. MPCB to release the payment (as per
 one of the terms & conditions of the work order issued dated 24/09/2024) to
 ICAR-CIFRI to carry-out the aforesaid study. Copy of the follow-up email
 communication, dated 23/01/2025 addressed to MPCB is given at **Annexure-
 R7-VII**.

7. That, in light of the above submissions, this Answering Respondent No. 7 i.e.
 CPCB shall abide by any order(s) or direction(s) passed by this Hon'ble Tribunal
 in the present Misc. Application.

Pratik D.


Pratik D. Bharne

(Scientist 'E' & Regional Director)
 Central Pollution Control Board

क्षेत्रीय निदेशक / Regional Director
 केंद्रीय प्रदूषण नियंत्रण बोर्ड
 Central Pollution Control Board
 क्षेत्रीय निदेशालय, पुणे / Regional Directorate, Pune
 पर्यावरण, वन एवं जलवायु परिवर्तन मंत्रालय, भारत सरकार
 M/o Env't. Forest & Climate Change, Govt. of India
 सर्वे नं. ११०, हीराबाई धनकुडे हॉल, बाणेर रोड, बाणेर, पुणे - 411045
 Sr. No. 110, Hirabai Dhankude Hall, Baner Road, Baner, Pune-411045

BEFORE THE HON'BLE NATIONAL GREEN TRIBUNAL
WESTERN ZONE BENCH, PUNE

MISC. APPLICATION NO. 05/2024 (WZ)
IN
EXECUTION APPLICATION NO. 12/2022 (WZ)
IN
ORIGINAL APPLICATION NO. 80/2020 (WZ)



IN THE MATTER OF: -

VANSHAKTI & ANR.

APPLICANT(S)

VERSUS

STATE OF MAHARASHTRA & ORS.

RESPONDENT(S)

AFFIDAVIT

I, Pratik D. Bharne, working as Scientist 'E' & Regional Director in Central Pollution Control Board, Regional Directorate, Survey No. 110, Hirabai Dhankude Multipurpose Hall, Baner Road, Baner, Pune, do hereby solemnly affirm, declare on oath and state as under:

1. That, the deponent is authorized representative to represent the Respondent CPCB in the present case, and as such, I am well conversant with the facts and circumstances of the present case on the basis of the information derived from the official records, and hence, I am competent and authorized to verify, sign and swear this affidavit on behalf of the Respondent CPCB.
2. That, the accompanying reply may be read part and parcel of the present affidavit as I am competent to swear this affidavit.
3. That, the contents there of are true and correct on the basis of the record maintained during ordinary course of business of CPCB and available records and documents and the contents of the same are read over and explained to me and are not repeated herein for the sake of brevity.

Pratik D. Bharne

DEPONENT

Regional Director

केंद्रीय प्रदूषण नियंत्रण बोर्ड
Central Pollution Control Board

क्षेत्रीय निदेशालय, पुणे / Regional Directorate, Pune

पर्यावरण, वन एवं जलवायु परिवर्तन मंत्रालय, भारत सरकार
Ministry of Environment, Forest & Climate Change, Govt. of India

सर्वे नं. ११०, हीराबाई धनकुडे हॉल, बाणेर रोड, बाणेर, पुणे - ४११०४५
Sr. No. 110, Hirabai Dhankude Hall, Baner Road, Baner, Pune-411045

VERIFICATION

Verified at Pune on this day 17th February, 2025 that the contents of the above reply are correct and true on the basis of the record of the cases as mentioned in the day to day affairs of the CPCB. Nothing has been concealed therefrom or mis-stated.




COUNSEL for Respondent No. 7

Signature

DEPONENT – Respondent No. 7

क्षेत्रीय निदेशक / Regional Director
केंद्रीय प्रदूषण नियंत्रण बोर्ड
Central Pollution Control Board
क्षेत्रीय निदेशालय, पुणे / Regional Directorate, Pune
पर्यावरण, वन एवं जलवायु परिवर्तन मंत्रालय, भारत सरकार
M/o Env't. Forest & Climate Change, Govt. of India
सर्वे नं. ११०, हीराबाई धनकुडे हॉल, बाणेर रोड, बाणेर, पुणे - 411045
Sr. No. 110, Hirabai Dhankude Hall, Baner Road, Baner, Pune-411045



Noted & Registered
At Sr.No. 104/2025

BEFORE ME

Signature

**MANISHA SAMEER CHITNIS
NOTARY
GOVERNMENT OF INDIA**

17 FEB 2025



MINUTES OF MEETING DATED 25.07.2023 FOR THE COMPLIANCE OF HON'BLE NGT ORDER DT. 27.02.2023 IN EXECUTION APPLICATION (EA) NO. 12/2022(WZ) IN ORIGINAL APPLICATION (OA) NO. 80/2020 (WZ) TITLED VANASHAKTI & ANR. VS. STATE OF MAHARASHTRA & ORS.

Hon'ble National Green Tribunal (NGT) vide order dated 27.02.2023 disposed EA No. 12/2022 (WZ) in OA No. 80/2020 (WZ) titled Vanashakti & Anr. Vs. State of Maharashtra & Ors, which is related to unregulated activities of aquaculture in fresh water bodies of Maharashtra, disposed the matter with various directions including direction to CPCB as well as MPCB to take necessary steps to bring cage aquaculture activity under consent regime within three months and for that, if any study is required as suggested by the Committee, the same may be got conducted in the meantime.

In order to comply with the aforesaid order, meeting through VC was convened on 25.07.2023 among the officials of Central Pollution Control Board (CPCB), Regional Directorate, Pune, HO Delhi and Maharashtra Pollution Control Board (MPCB). Dr Suhas Kamble, Scientist and Officer In-Charge, Vadodara Research Centre, Indian Council of Agriculture Research- Central Inland Fisheries Research Institute (ICAR-CIFRI), Vadodara, who was earlier member of the Committee from CIFRI constituted vide order dated 31.05.2021 of the Hon'ble NGT, was also invited for the meeting for the inputs about the study.

The list of participants attended the meeting is attached as **Annexure**.

Shri Pratik Bharne, Sc. E, CPCB, RD Pune welcomed all the participants and briefed about the Hon'ble NGT matter- OA No. 80 of 2020 (WZ) and EA No. 12 of 2022 (WZ) filed by Applicant- Vanshakti & Anr, observations & recommendations made by the Committee constituted vide order dated 31.05.2021, and directions passed by the Hon'ble NGT vide order dated 27.02.2023 including direction to CPCB as well as MPCB to take necessary steps to bring cage aquaculture activity under consent regime within three months and for that, if any study is required as suggested by the Committee, the same may be got conducted in the meantime.

Sh. Ajay Aggarwal, Sc. F & DH, IPC-VI, CPCB, Delhi informed that CPCB has issued directions dated 07.03.2016 under Section- 18 (1) (b) of the Water (P & CP) Act 1974 and the Air (P & CP) Act, 1981 to SPCBs regarding harmonisation of the classification of the industrial sectors under Red/Orange/green/White category. The cage aquaculture activity has not been listed in the Red/Orange/Green/White category list therein. However, the said direction stipulated that;

“7. That any further addition of any new or left over industrial sector and their categorization which is not listed in the revised list of Red, Orange, Green and White industrial sectors, shall be done at the level of concerned SPCB/PCC following revised criteria and guidelines as detailed in the attached document and no concurrence of CPCB shall normally be required.....”.

It was further informed by the representative of MPCB –Shri V.V. Killedar, SRO-II, Pune that MPCB has not yet categorised the cage aquaculture activity under any of the (Red/Orange/Green/White) categories. Further, cage aquaculture activity has not been brought under the ambit of consent mechanism in Maharashtra.

Dr. Suhas Kamble, Scientist and Officer In-charge, ICAR-CIFRI, Vadodara explained about Cage Aquaculture and informed that environmental study may include various sizes of water bodies, types of fish species, feeding pattern, water quality, etc in water bodies for at least one crop season during fish farming that may take 08-10 months followed by data analysis and report preparation.

Upon possibility of laboratory scale study, Dr. Suhas Kamble, informed that such laboratory stimulation has not yet been done and therefore may require additional fund and time in developing the same. He further emphasized that environmental/ecological conditions as prevailing in the field reservoir may not be truly created in the laboratory and thus laboratory scale study may not be appropriate. Accordingly, he suggested to carry out the in-situ studies. The committee also enquired with Dr. Suhas Kamble, about other institutes engaged in fishery related research in the Country. He informed that there is no such Institute except ICAR-CIFRI, which is an autonomous organization under the Department of Agricultural Research and

Education, Ministry of Agriculture & Farmers Welfare, Government of India. CIFRI is doing various studies in Inland Water Aquaculture.

Sh. Bharat Kumar Sharma, Regional Director, CPCB Pune, emphasized that compliance of the Hon'ble NGT order dated 27.02.2023 has to be done expeditiously.

After detailed discussion following decisions were agreed:

- a) MPCB may submit before the next meeting the status of categorization of cage culture activity into Red/Orange/Green/White categories in compliance with the aforesaid directions dated 07.03.2016 of CPCB.
- b) Dr. Suhas Kamble, may provide Concept Note expeditiously along with scope, methodology, time duration, fund requirement, etc after discussion with the Director, CIFRI for conducting the environmental impact study incorporating various sizes of water bodies, types of fish species, feeding pattern, water quality, etc.
- c) Next meeting to be held upon receipt of Concept Note from CIFRI, as soon as possible.

Meeting ended with vote of thanks.

LIST OF PARTICIPANTS

S. No.	Name and designation of the officials	Organization
1	Sh. Ajay Aggarwal, Sc. F & DH, IPC-VI & VII	CPCB, HO, Delhi
2	Smt. Anamika Sagar, Sc. E & DH, IPC-IV & V	CPCB, HO, Delhi
3	Sh. Bharat Kumar Sharma, Regional Director	CPCB, Regional Directorate, Pune
4	Sh. PratiK D. Bharne, Sc. E	CPCB, Regional Directorate, Pune
5	Sh. V. V. Killedar, Sub-Regional Officer	MPCB, Sub-Regional II Office, Pune
6	Sh. Abhijit Kasabe, Field Officer	MPCB, WPC Section, Mumbai
7	Dr. Suhas Kamble, Scientist and Officer In-charge	ICAR-CIFRI, Vadodara
8	Mr. Nikhilesh Gandhre, Junior Research Fellow	CPCB, Regional Directorate, Pune



केन्द्रीय प्रदूषण नियंत्रण बोर्ड
CENTRAL POLLUTION CONTROL BOARD
(पर्यावरण एवं वन मंत्रालय, भारत सरकार)
(MINISTRY OF ENVIRONMENT & FORESTS, GOVT. OF INDIA)

No.B-29012/ESS(CPA)/2015-16/

March 07, 2016

To

The Chairman
All the State Pollution Control Boards / Pollution Control Committees
(List Attached)

SUB: MODIFIED DIRECTIONS UNDER SECTION 18(1)(b) OF THE WATER (PREVENTION & CONTROL OF POLLUTION) ACT, 1974 and THE AIR (PREVENTION & CONTROL OF POLLUTION) ACT, 1981 REGARDING HARMONIZATION OF CLASSIFICATION OF INDUSTRIAL SECTORS UNDER RED / ORANGE / GREEN / WHITE CATEGORIES.

WHEREAS, under section 16 (2)(b) of the Water (Prevention and Control of Pollution) Act, 1974 and under Section 16 (2)(c) of the Air (Prevention & Control of Pollution) Act, 1981, one of the functions of the Central Pollution Control Board (CPCB), constituted under the Water (Prevention and Control of Pollution) Act, 1974, is to coordinate activities of the State Pollution Control Boards (SPCBs) and Pollution Control Committees (PCCs); and

WHEREAS, under section 16 (2)(c) of the Water (Prevention and Control of Pollution) Act, 1974 and under Section 16 (2)(d) of the Air (Prevention & Control of Pollution) Act, 1981, one of the functions of the CPCB is to provide technical assistance and guidance to SPCBs and PCCs; and

WHEREAS, it was brought to the notice of CPCB, that different SPCBs /PCCs were following different criteria for classification of industrial sectors under Red/Orange/ Green category and that classification was being used by the SPCBs/PCCs for grant of consents to industries and for Inventorization / surveillance of industries.

WHEREAS, the issue regarding classification of industries was deliberated upon in the 56th Conference of Chairmen & Member Secretaries of CPCB & SPCBs/PCCs held on August 31, 2010 and a working group comprising of representatives from SPCBs & CPCB was constituted to prepare a consolidated list of industrial sectors falling under Red/Orange/Green category to bring uniformity in classification of industrial sectors across the country;

'परिवेश भवन' पूर्वी अर्जुन नगर, दिल्ली-110032

'Parivesh Bhawan', East Arjun Nagar, Delhi - 110032

दूरभाष/Tel. : 43102030, फ़ैक्स/Fax : 22305793, 22307078, 22307079, 22301932, 22304948

ई-मेल/e-mail : cpcb@nic.in वेबसाइट/Website : www.cpcb.nic.in

WHEREAS, the report prepared by the Working Group was discussed in the 57th Conference of Chairmen & Member Secretaries of CPCB & SPCBs/PCCs held in Delhi on September 15, 2011, wherein some modifications were proposed;

WHEREAS, the final report of the working group was prepared, incorporating the suggestions/observations made in the 57th Conference of Chairmen and Member Secretaries of CPCB & SPCBs/PCCs and in exercise of the powers delegated to the Chairman, CPCB under Section 18(1)(b) of the Water Act, 1974, following directions were issued for compliance to all SPCBs/PCCs to maintain uniformity in categorization of industries as red, orange and green as per list finalized by CPCB, which identified 85 types of industrial sectors as 'Red', 73 industrial sectors as 'Orange' and 86 sectors as 'Green':

a). To maintain uniformity in categorization of industries under Red/ Orange/Green category, the SPCBs /PCCs shall adopt the list as finalized by CPCB based on the recommendations of that Working Group for grant of Consent, inventorization of industries under Red, Orange and Green categories and other related activities.

(b). The SPCBs/PCCs shall revise the list of Red, Orange and Green categories of industries operating in their jurisdiction based on the criteria specified in the final report of that Working Group and submit the same to CPCB within 90 days in hard copy as well as soft copy;

WHEREAS, later-on, it was observed that the process of categorization thus far was primarily based on the size of the industries and consumption of resources and pollution due to discharge of emissions and effluents and its likely impact on health was not considered as primary criteria;

WHEREAS, there have been proposals from the SPCBs / PCCs and industrial associations for categorization of the industrial sectors in a more pragmatic manner. The issue was discussed during the national level conference of the Environment Ministers of the States, held in New Delhi during April 06-07, 2015 and also during the Conference of the Chairmen and Member Secretaries of CPCB and SPCBs/PCCs held in New Delhi on April 08, 2015. Accordingly, a 'Working Group' comprising of the Members from Central Pollution Control Board and State Pollution Control Boards representing the States of Andhra Pradesh, Punjab, Tamilnadu, West Bengal, Madhya Pradesh and Maharashtra, was constituted to revisit the criteria of categorization of industries and suggest rationale based on pollution potential for categorization of industrial sectors and adopting it for implementation of pollution control plan;

WHEREAS, the Working Group has developed the criteria of categorization of industrial sectors based on the concept of Pollution Index which is a function of the emissions (air pollutants), effluents (water pollutants), hazardous wastes generated and consumption of resources. For this purpose the references are taken from the the Water (Prevention and Control

of Pollution) Cess (Amendment) Act, 2003, Standards so far prescribed for various pollutants under Environment (Protection) Act , 1986 and Doon Valley Notification, 1989 issued by MoEFCC. The Pollution Index (PI) of any industrial sector is a number from 0 to 100 and the increasing value of PI denotes the increasing degree of pollution load from the industrial sector;

WHEREAS , based on the series of consultations with SPCBs, different Government / Non-government Institutions including industries and MoEFCC , the following criteria on 'Range of Pollution Index 'for the purpose of categorization of industrial sectors has been finalized:

- Industrial Sectors having Pollution Index score of 60 and above - Red category
- Industrial Sectors having Pollution Index score of 41 to 59 -Orange category
- Industrial Sectors having Pollution Index score of 21 to 40 -Green category
- Industrial Sectors having Pollution Index score incl. & upto 20 -White category

WHEREAS, based on the revised criteria, the 'Final Report on Revised Categorization of Industrial Sectors under Red/Orange/Green/White' has been evolved. The 'Categorization' is based on the relative pollution potential of the industrial sectors and grouping of the industrial sectors based on the use of raw materials, manufacturing process adopted and pollutants likely to be generated;

WHEREAS, based on relative Pollution Index, the number of industries in various categories are as under :

- i. The Red category of industrial sectors: 60
- ii. The Orange category of industrial sectors: 83
- iii. The Green category of industrial sectors: 63 and
- iv. The Newly introduced White category: 36

WHEREAS, there shall be no necessity of obtaining the Consent to Operate'' for White category of industries and an intimation to concerned SPCB / PCC shall suffice;


WHEREAS, the purpose of categorization is to ensure that the industry is established in a manner consistent with the environmental objectives and to prompt industrial sectors to adopt cleaner technologies, ultimately resulting in generation of no or minimum pollutants.

WHEREAS the new categorization system shall also facilitate in self-assessment by industries;

Now, therefore, in exercise of the powers delegated to the Chairman, CPCB under Section 18(1)(b) of the Water (Prevention & Control of Pollution) Act, 1974 and Section 18(1)(b) of the Air (Prevention & Control of Pollution), Act , 1981 the earlier Directions issued in June 2012 in the context of categorisation of industries as Red, Orange & Green are withdrawn with immediate effect and following '**Directions**' are hereby issued for compliance by all SPCBs and PCCs :


1. That the SPCBs and PCCs shall adopt the Revised Criteria of categorization of industrial sectors as detailed in table nos. F1, F2, F3 and F4 and Revised Lists of Red, Orange, Green and White categories of industrial sectors, presented at table no. G2, G3, G4 and G5 respectively, in the 'Final Report' as attached herewith immediately.
2. That all pending applications for consideration of 'Consent to Establish' and 'Consent to Operate' and future such applications shall be processed as per revised criteria.
3. That the SPCBs and PCCs will provide the list of industries identified in each category existing in the State which have been considered for grant of consents. SPCBs/PCCs will forward the list of such industries before 31.05.2016 and the same will be uploaded on the websites of respective SPCB/PCC.
4. That the 'Revised Lists of Red, Orange, Green and White category of industrial sectors' shall be used by the SPCBs and PCCs for Consent Management and inventorization of industries under Red, Orange, Green and White categories. Siting of industries shall be only in conforming areas. SPCBs / PCCs shall evolve sector specific plans for control of pollution and industrial surveillance for verifying compliance.
5. That the SPCBs and PCCs shall revise /prepare the inventory of Red, Orange, Green and White categories of industries operating in their jurisdiction based on the revised criteria specified in the Final Report and submit the same to CPCB within 90 days i.e., before 30.05.2016 in hard copy as well as soft copy.
6. That the listed category of industries or those identified later-on under different categories shall not be linked to sanction of loan / finance or bank proceedings.
7. That any further addition of any new or left-over industrial sector and their categorization which is not listed in the revised list of Red, Orange, Green and White industrial sectors, shall be done at the level of concerned SPCB /PCC following revised criteria & guidelines as detailed in the attached document and no concurrence of CPCB shall normally be required. It is further clarified that while categorizing the industries, fractional numbers shall be rounded off to nearest integer.

The SPCBs/PCCs shall acknowledge the receipt of directions and submit the 'Action Taken Report' in compliance with these directions to CPCB before 15.04.2016.


(Arun Kumar Mehta)
Chairman
7/3/16

Copy to:

1. The Chief Secretary of all the States and UTs
2. The Secretary ,
Ministry of Micro, Small and Medium Entrepreneurs
Udyog Bhawan, Rafi Marg, New Delhi - 110 011
3. The Secretary ,
Ministry of Heavy Industries
Udyog Bhawan, Rafi Marg, New Delhi - 110 011
4. The Secretary,
Ministry of New and Renewable Energy
Block-14, CGO Complex,
Lodhi Road, New Delhi-110 003,
5. The Advisor(CP Division)
Ministry of Environment ,Forests and Climate Change
Indira Paryavaran Bhawan
Jor Bagh Road, New Delhi - 110 003
6. All Zonal Offices of CPCB


(A. B. Akolkar) 7.3.16
Member Secretary

Final Document
on
Revised
Classification
of
Industrial Sectors
Under

Red, Orange, Green and White Categories
(February 29, 2016)



Central Pollution Control Board
Delhi

Executive Summary

Categorization of Industrial Sectors under Red, Orange, Green and White Category

The Ministry of Environment, Forest and Climate Change (MoEFCC) had brought out notifications in 1989, with the purpose of prohibition/ restriction of operations of certain industries to protect ecologically sensitive Doon Valley. The notification introduced the concept of categorization of industries as " Red", "Orange "and "Green" with the purpose of facilitating decisions related to location of these industries. Subsequently, the application of this concept was extended in other parts of the country not only for the purpose of location of industries, but also for the purpose of Consent management and formulation of norms related to surveillance / inspection of industries.

The concept of categorization of industries continued to evolve and as different State Pollution Control Boards interpreted it differently, a need arose to bring about necessary uniformity in its application across the country. In order to harmonize the 'Criteria of categorization', Directions were issued by CPCB under Section 18(1)(b) of the Water (Prevention & Control of Pollution) , Act, 1974 to all SPCBs/PCCs to maintain uniformity in categorization of industries as red, green and orange as per list finalized by CPCB, which identified 85 types of industrial sectors as 'Red', 73 industrial sectors as 'Orange' and 86 sectors as 'Green'.

The process of categorization thus far was primarily based on the size of the industries and consumption of resources. The pollution due to discharge of emissions & effluents and its likely impact on health was not considered as primary criteria. There was demand from the SPCBs / PCCs and industrial associations for categorization of the industrial sectors in a more transparent manner. Accordingly, the issue was discussed thoroughly during the national level conference of the Environment Ministers of the States, held in New Delhi during April 06-07, 2015 and a 'Working Group' comprising of the members from CPCB, APPCB, TNPCB, WBPCB, PPCB, MPPCB and Maharashtra PCB is constituted to revisit the criteria of categorization of industries and recommend measures for making the system transparent and rational.

The Working Group has developed the criteria of categorization of industrial sectors based on the Pollution Index which is a function of the emissions (air pollutants), effluents (water pollutants), hazardous wastes generated and consumption of resources. For this purpose the references are taken from the the Water (Prevention and Control of Pollution) Cess (Amendment) Act, 2003, Standards so far prescribed for various pollutants under Environment (Protection) Act , 1986 and Doon Valley Notification, 1989 issued by MoEFCC. The Pollution Index PI of any industrial sector is a number from 0 to 100 and the increasing value of PI denotes the increasing degree of pollution load from the industrial sector. Based on the series of brain storming sessions among CPCB, SPCBs and MoEFCC , the following criteria on 'Range of Pollution Index 'for the purpose of categorization of industrial sectors is finalized.

- Industrial Sectors having Pollution Index score of 60 and above - Red category
- Industrial Sectors having Pollution Index score of 41 to 59 -Orange category
- Industrial Sectors having Pollution Index score of 21 to 40 -Green category
- Industrial Sectors having Pollution Index score incl.&upto 20 -White category

The newly introduced White category of industries pertains to those industrial sectors which are practically non-polluting such as Biscuit trays etc. from rolled PVC sheet (using automatic vacuum forming machines), Cotton and woolen hosiers making (Dry process only without any dyeing/washing operation), Electric lamp (bulb) and CFL manufacturing by assembling only, Scientific and mathematical instrument manufacturing, Solar power generation through photovoltaic cell, wind power and mini hydel power (less than 25 MW).

The salient features of the 'Re-categorization' Exercise are as follows :

- Due importance has been given to relative pollution potential of the industrial sectors based on scientific criteria . Further, wherever possible, splitting of the industrial sectors is also considered based on the use of raw materials, manufacturing process adopted and in-turn pollutants expected to be generated.
- The Red category of industrial sectors would be 60.
- The Orange category of industrial sectors would be 83.
- The Green category of industrial sectors would be 63.
- Newly introduced White category contains 36 industrial sectors which are practically non-polluting.
- There shall be no necessity of obtaining the Consent to Operate'' for White category of industries. An intimation to concerned SPCB / PCC shall suffice.
- No Red category of industries shall normally be permitted in the ecologically fragile area / protected area.

The purpose of categorization is to ensure that the industry is established in a manner which is consistent with the environmental objectives. The new criteria will prompt industrial sectors willing to adopt cleaner technologies, ultimately resulting in generation of fewer pollutants. Another feature of the new categorization system lies in facilitating self-assessment by industries as the subjectivity of earlier assessment has been eliminated. This 'Re-categorization' is a part of the efforts, policies and objective of present government to create a clean & transparent working environment in the country and promote the Ease of Doing Business.

Other similar efforts include installation of Continuous Online Emissions/ Effluent Monitoring Systems in the polluting industries, Revisiting of the CEPI (Comprehensive Environment Pollution Index) concept for assessment of polluted industrial clusters, Revision of existing industrial Emission/Effluent discharge standards, initiation of special drive on pollution control activities in Ganga River basin and many more in coming future.

Revised Criteria of Categorization of Industries

“Securing industrial pollution control in accordance with the Water (Prevention & Control of Pollution) Act, 1974 and Air (Prevention & Control of Pollution) Act, 1981 by linking with categorization of industries, consent management and vigilance – ‘In context of Red, Orange, Green and White categories of industries”

A: Genesis of Categorization:

- The Ministry of Environment, Forest and Climate Change (MoEFCC) had brought out notifications, which inter-alia refers to Prohibition/ Restriction on operation of industries to protect ecologically sensitive areas or areas of specific importance. This has for the first time brought the concept of categorization of industries to “Red”, “Orange” and “Green” and restrict their operation in certain areas of importance. Therefore, it is at-once interpreted that Red, Orange and Green categorization is linked with location specific needs.
- The notification of MoEF was first brought on 2nd February, 1989 in case of “Restriction on location of industries, mining operations and other developmental activities in Doon Valley in “Uttarakhand” and thereafter another notification on 24th February 1999 regarding restriction on the setting up of industries in Dahanu Taluka in Maharashtra. The categorization had been made mainly on the basis of size of the industries, man power and consumption of resources.
- However, in other parts of the country, there have been variations in context to the classification of industries under Red, Orange and Green categories. SPCBs / PCCs were following their own criteria in different States thereby creating confusion.
- In order to harmonize the ‘Criteria of categorization’, a ‘Working Group’ was formed as per resolution passed during the 57th Conference of the Chairmen & Member Secretaries of CPCB and SPCBs. Based on the recommendations of the Working Group, Directions dated 4/6/2012 under Section 18(1)(b) of the Water

(Prevention & Control of Pollution), Act, 1974 were issued to all SPCBs/PCCs with the effects to maintain uniformity in categorization of industries as red, green and orange as per list finalized by the Working Group. This indicative list included 85 types of industrial sectors as 'Red', 73 industrial sectors as 'Orange' and 86 sectors as 'Green'. However, these identified categories have not been assigned with scores as per existing criteria/ or any new criteria

B: Categorization criteria used by SPCBs/PCCs:

SPCBs and PCCs use the criteria of Red, Orange and Green categories for consent management and vigilance purposes for carrying out inspections to verify compliance to the stipulated standards. However the above categorization do not emphasize on sector-specific plan for control of pollution in accordance with priority based on pollution index.

C: Gap in the process:

1. The categorization has been made mainly on the basis of size of the industries and consumption of resources. The pollution due to discharge of emissions & effluents and its impact on health was not considered as primary criteria.
2. Categorization was on random basis, no scoring system was adopted.

D: Resolutions made during National Level Conferences

The issue was discussed thoroughly during the following national level conferences held in New Delhi:

- Conference of the Environment Ministers of Central Government and State Governments during April 06-07, 2015
- 59th Conference of Chairmen & Member Secretaries of Pollution Control Boards / Pollution Control Committees held on April 08, 2015

Accordingly following resolutions were made during the Conferences:

1. A 'Working Group' comprising of the members from CPCB, APPCB, TNPCB, WBPCB, PPCB, MPPCB and Maharashtra PCB is constituted.
2. This WG shall revisit the categorization of industries that is based on pollution index criteria & environmental issues such as generation of emission, effluent and hazardous wastes.
3. The categorization will be done on the basis of composite score (0-100 marks) of Pollution Index given in accordance with the following weightage.

Air Pollution Score based on parameters namely PM, CO, NO _x , SO _x , HMs, Benzene, Ammonia and other toxic parameters relevant to the industry.	40 Marks
Water Pollution Score based on parameters namely pH, TSS, NH ₃ -N, BOD, Phenol and other toxic pollutants relevant to the industry.	40 Marks
Hazardous wastes (land fillable, incinerable, recyclable) as generated by the industry.	20 Marks
<p>Note :</p> <ul style="list-style-type: none"> • Parameters to be decided on the basis of the nature of the wastes generating from the industrial sector. • Industries having only either water pollution or air pollution, the score will be normalized wrt 100. 	

4. Based on the score of the Pollution Index, following categorization be made :
 - Type of industries, if scores 60 and above be categorized as Red
 - Type of industries, if scores from 30 to 59 be categorized as Orange
 - Type of industries, if scores from 15 to 29 be categorized as Green
 - Type of industries, if less than 15 be categorized as White or non-polluting industry.
5. SPCBs/PCCs may issue consent to the industries
 - Red category of industries for 5 years.
 - Orange category of industries for 10 years.
 - Green category of industries for 15 years.
 - No necessity of consent for non-polluting industries.
6. No red categories of industries will be permitted to establish in eco-sensitive areas and protected areas.

E: Follow-up Actions made on the Resolutions :-

- Accordingly, a Committee comprising the Chairmen of CPCB, APPCB, TNPCB, MPPCB, MPCB, PPCB, WBPCB and MS, CPCB was constituted vide CPCB OM dated

785

23.04.2015 to review & classify industrial sectors into different categories based on criteria of respective pollution potential.

- The categorization is made on the basis of following:
 - Quality of emissions (air pollutants) generated
 - Quality of effluents (water pollutants) generated
 - Types of hazardous wastes generated
 - Consumption of resources

- Reference is taken from the following :
 - The Water (Prevention and Control of Pollution) Cess Act, 1977
 - Standards so far prescribed for various pollutants under the Environment (Protection) Act , 1986
 - Doon Valley Notification, 1989 issued by MoEF.

F : Scoring Methodology :

The details on the scoring methodology in respect of the aforesaid 3 components is presented in the following tables F-1 to F-4 .

Table F-1 : Water Pollution Scoring Methodology

Sl. No.	Activity / Types of Discharges	Score
Part A : Score W1 : Score based on types of expected criteria water-pollutants present in industrial processes waste waters. Maximum of the following seven categories is to be taken.		
W11	Waste-water which is polluted and the pollutants are - <ul style="list-style-type: none"> • not easily biodegradable (very high strength waste waters having BOD > 5000 mg/l); or • toxic; or • both toxic and not easily biodegradable. (Presence of criteria water pollutants having prescribed standard limits up-to 10 mg/l or having BOD > 5000 mg/l). For details appendix 1 may be referred)	30
W12	Non-toxic high strength polluted waste-water having BOD in the range of 1000-5000 mg/l and the pollutants are biodegradable. <p>(Presence of criteria water pollutants having prescribed standard limits from 11 mg/l to 250 mg/l and having BOD strength in the range of 1000-5000 mg/l) . For details appendix 1 may be referred)</p>	25
W13	Non toxic- polluted waste-water having BOD below 1000 mg/l and the pollutants are easily biodegradable. <p>(Presence of criteria water pollutants having prescribed standard limits from 11mg/l to 250 mg/l and having BOD strength below 1000 mg/l) . For details appendix 1 may be referred)</p>	20
W14	Waste-water generated from the chemical processes and which is polluted due to presence of high TDS (total dissolved solids) of inorganic nature. <p>(Presence of criteria water pollutants having prescribed standard limits more than 250 mg/l. For details appendix 1 may be referred)</p>	15
W15	Waste-water generated from the physical unit operations / processes and which is polluted due to presence of TDS (total dissolved solids) of inorganic nature and of natural origin like fresh-water RO rejects, boiler blow-downs, brine solution rejects etc. <p>(Presence of criteria water pollutants having prescribed standard limits more than 250 mg/l. For details appendix 1 may be referred)</p>	12
W16	Non-toxic polluted waste-water from those units which are: <ul style="list-style-type: none"> • Having the overall waste-water generation less than 10 KLD and • The pollutants are easily bio-degradable having BOD below 200 mg/l which can be easily treated in a single stage ASP (activated 	12

787

	sludge process) based Effluent Treatment Plant. Note : This is a special category and is applicable to only those units having over-all liquid waste generation less than 10 KLD with low strength organic load.	
W17	Waste-water from cooling towers and cooling-re-circulation processes	10
Part B : Score W2 : Score based on huge discharges of any kind (Penalty Clause)		
W2	Industry having overall liquid waste generation of 100 KLD or more including industrial & domestic waste-water.	10
Overall Water Pollution Score $W = W1+W2$		

- **Water Pollutants covered under Group W11:**
 - ✓ Free available Chlorine , Total residual chlorine, Fluoride (as F), Sulphide (as S), Free Ammonical Nitrogen, Dissolved phosphates (as P), Free ammonia (as NH₃), Nitrate Nitrogen, Mercury (As Hg), Selenium (as Se), Hexa-valent chromium (as Cr + 6), Lead (as Pb), Tin , Vanadium (as V), Cadmium (as Cd), Manganese (as Mn), Total chromium (as Cr), Copper (as Cu), Iron (as Fe), Nickel (as Ni), Zinc (as Zn), Benzene, Arsenic (as As), Benzo-a-pyrene, Cyanide (as CN), Phenolic compounds (as C₆H₅OH) , Adsorbable Organic Halogens (AOX), Boron and /or
 - ✓ BOD strength of waste water > 5000 mg/l
- **Water Pollutants covered under Group W12:**
 - ✓ Sodium Absorption Ratio (SAR) , Biochemical oxygen demand (3 days at 27°C), Total Kjeldahl nitrogen (TKN), Ammonical nitrogen (as N), Suspended solids, Total nitrogen (as N), Chemical oxygen demand, Oils & grease and
 - ✓ BOD strength of waste water is in the range of 1000-5000 mg/l
- **Water Pollutants covered under Group W13:**
 - ✓ Sodium Absorption Ratio (SAR), Biochemical oxygen demand (3 days at 27°C), Total Kjeldahl nitrogen (TKN), Ammonical nitrogen (as N), Suspended solids, Total nitrogen (as N), Chemical oxygen demand and
 - ✓ BOD strength of waste water is below 1000 mg/l
- **Water Pollutants covered under Group W14 and W15:**

Chlorides as Cl, Colour , Total dissolved solids (TDS - Inorganic)
- **Water Pollutants covered under Group W16**
 - ✓ BOD strength of waste water is below 200 mg/l and overall discharge is less than 10 KLD.

Table F-2 : Air Pollution Score

Sl. No.	Air Pollutants Group	'Range of Prescribed Standard' of criteria pollutants	Marks
Part 1 : Score A1 = Score based on types of expected criteria Air Pollutants present in the emissions . Maximum of the following seven categories is to be taken. For details appendix 2 may be referred.			
1	Group A1A	Presence of criteria air pollutants having prescribed standard limits up to 2 mg/Nm ³	30
2	Group A1B	Presence of criteria air pollutants having prescribed standard from 3 to 10 mg/Nm ³	25
3	Group A1C	Presence of criteria air pollutants having prescribed standard from 11 to 50 mg/Nm ³	20
4	Group A1D	Presence of criteria air pollutants having prescribed standard from 51 to 250 mg/Nm ³	15
5	Group A1E	Presence of criteria air pollutants having prescribed standard from 251 mg/Nm ³ & above.	10
6	Group A1F	<ul style="list-style-type: none"> • Generation of fugitive emissions of Particulate Matters which are: <ul style="list-style-type: none"> ○ Not generated as a result of combustion of any kind of fossil-fuel. ○ Generated due to handling / processing of materials without involving the use of any kind of chemicals. ○ Which can be easily contained / controlled with simple conventional methods 	10
7	Group A1G	<ul style="list-style-type: none"> • Generation of Odours which are : <ul style="list-style-type: none"> ○ Generated due to application of binding gums / cements / adhesives / enamels ○ Which can be easily contained / controlled with simple conventional methods 	10
Part 2 : Score A2 = Score based on consumption of fuels and technologies required for air pollution control :			
6	Group A2F1	<ul style="list-style-type: none"> • All such industries in which the daily consumption of coal/fuel is more than 24 MT/day and the particular (Particulate/gaseous/process) emissions from which can be controlled only with high level equipments / technology like ESPs, Bag House Filters, High Efficiency chemical wet scrubbers etc. 	10
7	Group A2F2	<ul style="list-style-type: none"> • All such industries in which the daily consumption of coal/fuel is from 12 MT/day to 24 MT/day and the particular (Particulate/gaseous/process) emissions from which can be controlled with suitable proven technology. 	5
Overall Air Pollution Score - A = A1 + A2			

- Air pollutants covered under Group A1A:
Cd+Th, Dioxins & Furans, Mercury, Asbestos
- Air Pollutants covered under Group A1B:
HF, Nickel+ Vanadium, HBr, Manganese, Lead, H₂S, P₂O₅ as H₃PO₄
- Air Pollutants covered under Group A1C:
Chlorine, Pesticide compounds, CH₃Cl, TOC, Total Fluoride, Hydrocarbons, NH₃, HCL vapour & Mist, H₂SO₄ Mist, SO₂
- Air Pollutants covered under Group A1D:
CO, PM, CO, NO_x
- Air Pollutants covered under Group A1E:
NO_x with liquid-fuel, SO₂ with liquid-fuel

Table F-3: Hazardous Waste Generation Score

Sl.No.	Types of Hazardous Waste Generated as per Schedule 1 / Schedule 2 of Hazardous Waste (Management, Handling & Trans-boundary Movement) Rules , 2008 . Maximum of the following four categories is to be taken	Score
HW1	<ul style="list-style-type: none"> • Land disposable HW which require special care & treatment for stabilization before disposal. 	20
HW2	<ul style="list-style-type: none"> • Incinerable HW 	15
HW3	<ul style="list-style-type: none"> • Land disposable HW which doesn't require treatment & stabilization before disposal. • High volume low effect wastes such as fly-ash, phspho-gypsum, red-mud, slags from pyro-metallurgical operations, mine tailings and ore beneficiation rejects) 	10
HW4	<ul style="list-style-type: none"> • Recyclable HW, which are easily recyclable with proven technologies. 	10

Table F-4 : Calculation Sheet
Industrial Sector -

1. Water Pollution Score (W)			
Scores	Waste Water Category	Value	
Score on W1			
Score on W2			
Water Pollution Score = W1+W2			
2. Air Pollution Score (A)			
Scores	Air Pollutant Category	Value	
Score on A1			
Score on A2	-	-	
Air Pollution Score = A1+A2			
3. Hazardous Waste Score (HW)			
Score	HW Category	Value	
HW			
Grand Total = W + A + HW			

Note :

1. Any of the industrial sector having only either air pollution (A) or water pollution (W) , the score will be normalized to 100 as per the following formula -

$$\text{Normalized Score} = \{100 \times W \text{ (or A)}\} / 40$$

2. Any of the industrial sector having air pollution (A) and water pollution (W) both but no hazardous waste generation (H) , the joint score of air & water pollution will be normalized to 100 as per the following formula -

$$\text{Normalized Score} = \{100 \times (W+A)\} / 80$$

3. Any of the industrial sector having air pollution (A) & hazardous waste generation (H) but no water pollution (W), the joint score of air pollution & hazardous waste generation will be normalized to 100 as per the following formula -

$$\text{Normalized Score} = \{100 \times (A+H)\} / 60$$

4. Any of the industrial sector having water pollution (W) and hazardous waste generation (H) but no air pollution (A), the joint score of water pollution & hazardous waste generation will be normalized to 100 as per the following formula -

$$\text{Normalized Score} = \{100 \times (W+H)\} / 60$$

G : Developments :

- i. The existing Red (85 sectors) , Orange (73 sectors) and Green (86 sectors) i.e a total of 244 industrial sectors have been assessed as per the proposed formula by the Working Group. For this purpose, concerned Engineers / Scientists from the Member SPCBs were also involved & consulted during May 28-29, 2015.
- ii. After careful examination and consideration of the suggestions of concerned stake-holders the “Draft Document on Revised Concept of Categorization of Industrial Sectors “ was prepared by the Committee and circulated to all the SPCBs, PCCs and concerned Ministries for their information & comments. The ‘ Draft Document ’ was uploaded on the website of CPCB also for information & comments of one & all.
- iii. The matter was discussed during the 170th Board Meeting also and issues raised by the Board Members pertaining to some of the industrial sectors were clarified.
- iv. Responses were received from various concerned Ministries, SPCBs, Industrial Associations including individuals.
- v. Based on the above, final meeting was convened by the Secretary , MoEFCC with CPCB and senior officers of MoEFCC on January 06, 2016 to resolve the issues appropriately and finalize the ‘Re-categorization’. Accordingly , following modifications in the ‘Range of Pollution Index ‘for the purpose of categorization of industrial sectors were suggested :
 - Industrial Sectors having Pollution Index score of 60 and above – Red category
 - Industrial Sectors having Pollution Index score of 41 to 59 –Orange category
 - Industrial Sectors having Pollution Index score of 21 to 40 –Green category
 - Industrial Sectors having Pollution Index score incl.& upto 20 –White category
- vi. Based on the final criteria as described in v above , the final categorization is as follows :

Category of Industrial Sector	Existing Categorization	Proposed (New) categorization
Red	85	60
Orange	73	83
Green	86	63
White	---	36
Total	244	242

- vii. In the proposed categorization, some of the industrial sectors have been either deleted due to duplication or merged with similar type of sectors on account of same

characteristics of pollution generation. In a similar way, some of the industrial sectors are split into more sectors on account of variation in the raw materials / manufacturing process. As a result final totals of the existing and proposed categorization are different.

- viii. The industrial sector which doesn't fall under any of the above four categories (Red, Orange, Green and White) , decision with regard to its categorization will be taken at the level of concerned SPCB/PCC by a committee headed by the Member Secretary , SPCB/PCC and comprising of two senior cadre Engineers / Scientists of the SPCB / PCC in accordance with the scoring-criteria specified in this document.
- ix. The summary is presented in the following Table G-1 and final lists of Red, Orange, Green and White categories of industries are presented in Tables G-2, G-3, G-4 and G-5 respectively, which are self explanatory.

Table G-1: Final Summary Table Red , Orange, Green and White Categories of Industries (16-01-16)

Sl No.	Original Categorization	Initial Nos.	Addition by Splitting into further classes	Deletion/ Shifting to foot-note due to vague term / Merger / other reasons	Re-categorization to Red	Re-categorization to Orange	Re-categorization to Green	Re-categorization to White	Check
					1	2	3	4	
									(1+2) = (3 to 7)
1	Red	85	11	7	60	26	3	Nil	96=96
2	Orange	73	2	3	Nil	51	19	2	75=75
3	Green	86	Nil	3+2=5	Nil	6	41	34	86=86
Final Categorization		244	13	15	60 (Red)	83 (Orange)	63 (Green)	36 (White)	257 =257 (Total categories including in foot-note)

796

Table G-2 : Final List of Red Category of Industrial Sectors

Sl No.	Orgnl Sl.No	Industry Sector	W1	W2	W	A1	A2	A	H	W+A+H	Revised Category	REMARKS
1.	38	Isolated storage of hazardous chemicals (as per schedule of manufacturing, storage of hazardous chemicals rules ,1989 as amended)									R-R	As per provisions of Rules, to be kept under Red category especially for safety purposes.
2.	4	Automobile Manufacturing (integrated facilities)	30	-	30	20	-	20	10	60	R-R	i. Such types of plants are having either one or combinations of polluting activities viz. washing, metal surface finishing operations, pickling, plating, electro-plating , phosphating, painting , heat treatment etc. ii. Some of such plants may outsource some /all of the polluting activities. In such cases, after thorough inspection of such units by concerned SPCB, re-categorization of the industry shall be made accordingly.
3.	34	Industries engaged in recycling / reprocessing/ recovery/reuse of Hazardous Waste under schedule iv of HW(M, H& TBM) rules, 2008 - Items namely - Spent cleared metal catalyst containing copper,, Spent cleared metal catalyst containing zinc,,	30	-	30	20	-	20	10	60	R-R	All the three types of pollutants are expected.
4.	44	Manufacturing of lubricating oils ,grease and petroleum based products	20	-	20	20	-	20	20	60	R-R	Generates all sorts of pollution.
5.	66 E	DG Set of capacity > 5 MVA	-	-	-	20	5	25	-	62.5	R-R	i. Mainly air polluting. ii. DG sets consume the diesel @ 0.21 litres/hr/KVA at full load. iii. Average running is taken @ 12 hrs / day although many of the DG sets run for more than this period.
6.	31	Industrial carbon including electrodes and graphite blocks, activated carbon, carbon black	10	-	-	20	5	25	10	62.5	R-R	Mainly air polluting. Air pollution score is normalized to 100.

7.	39	Lead acid battery manufacturing(excluding assembling and charging of lead-acid battery in micro scale)	10	-	10	25	-	25	10	62.5	R-R	<ul style="list-style-type: none"> i. Mainly air polluting. Air pollution scores are normalized to 100. ii. Lead Acid Battery manufacturing consists of various stages which broadly involve (after producing or receiving lead oxide): Paste Mixing , Grid Casting , Grid Pasting & Curing , Hydro-setting, parting & enveloping , Stacking, grouping & inter-cell welding ,Formation. iii. Exposure of workmen to lead during all or any of the processes outlined above exceeds the prescribed standards if appropriate equipment in this respect is not installed at any Battery Manufacturing Unit. iv. All of the above processes, some more than others, involve release of lead particles or fumes into the environment. Pollution from the above processes can be grouped into two possible types, viz: (a) Lead Oxide becomes airborne and there is Particulate Pollution (b) Fumes are generated and there is Gaseous Pollution
8.	62	Phosphate rock processing plant	30	-	30	20	-	20	-	62.5	R-R	<ul style="list-style-type: none"> i. The separation of phosphate rock from impurities and non-phosphate materials for use in fertilizer manufacture consists of beneficiation, drying or calcining at some operations, and grinding. Phosphate rock from the mines is first sent to beneficiation units to separate sand and clay and to remove impurities. Steps used in beneficiation depend on the type of rock. ii. The water & air pollution scores are normalized to 100.

9.	66	Power generation plant [except Wind and Solar renewable power plants of all capacities and Mini Hydel power plant of capacity <25MW]	10	-	10	15	10	25		62.5	R-R	1. Mainly air polluting. It uses a mixture of biomass (agro based) and coal (< 10 %) as a fuel. Almost, round the year operation. 2. In case of DG sets of 5 MVA & more and emissions of SO2 will take place due to use of liquid fuel. Air pollution score will be =20 + 10 = 30, Normalized score will be 75. 3. In case of 'Waste to Energy Plants' , water will be used for cooling and air score will be - 30+10 = 40.
10.	34	Industries engaged in recycling / reprocessing/ recovery/reuse of Hazardous Waste under schedule iv of HW(M, H& TBM) rules, 2008 - Items namely - Spent catalyst containing nickel, cadmium, Zinc, copper, arsenic, vanadium and cobalt,	30	-	30	25	-	25	10	65	R-R	All the three types of pollutants are expected.
11.	67	Processes involving chlorinated hydrocarbons	30	-	30	20	-	20	15	65	R-R	Chlorinated hydrocarbons are used in the manufacture of insecticides, pesticides and organo chloro pesticides. Effluents & emissions are toxic in nature.
12.	74	Sugar (excluding Khandsari)	20	10	30	15	10	25	10	65	R-R	i. This industrial sector is the one among the '17 categories of Highly Polluting Industries'. ii. Sugar mills generate all sorts of pollution problems.
13.	22	Fibre glass production and processing (excluding moulding)	-	-	-	20	-	20	20	67	R-R	i. The use of styrene in most methods of fiberglass production causes hazardous air pollution that is harmful to breathe at excessive levels. ii. It is mainly air polluting & HW generating industry. The air pollution & HW scores are normalized to 100. iii. In case of lead containing glass, the score of A1 will be 25 and final normalized score will be 75 and shall be categorized as Red.
14.	23	Fire crackers manufacturing and bulk storage facilities	-	-	-	20	-	20	20	67	R-R	i. This is the normalized score based on air pollution & HW generation. ii. Various hazardous chemicals are used in the manufacturing process. iii. These chemicals are namely Potassium Nitrate , Potassium per-chlorate, Barium Nitrate, Aluminium compounds, Copper Chloride etc.

												iv. These chemicals are highly hazardous and cause serious diseases among the workers. especially ability of blood to carry oxygen leading to headaches, methemoglobinemia and kidney problems , skin problems, thyroid metal fume etc.
15.	34	Industries engaged in recycling / reprocessing/ recovery/reuse of Hazardous Waste under schedule iv of HW(M, H& TBM) rules, 2008 - Items namely - Dismantlers Recycling Plants -- Components of waste electrical and electronic assembles comprising accumulators and other batteries included on list A, mercury-switches, activated glass cullets from cathode-ray tubes and other activated glass and PCB-capacitors, or any other component contaminated with Schedule 2 constituents (e.g. cadmium, mercury, lead, polychlorinated biphenyl) to an extent that they exhibit hazard characteristics indicated in part C of this Schedule.	-	-	-	30	0	30	10	67	R-R	Mainly air polluting and hazardous waste generating. Air & HW pollution scores are jointly normalized to 100.
16.	47	Milk processes and dairy products(integrated project)	20	10	30	20	5	25	-	68.75	R-R	i. Water as well as air polluting due to use of boilers. ii. Water & air pollution scores are normalized to 100.
17.	63	Phosphorous and its compounds	30	-	30	25	-	25	-	68.75	R-R	Water pollution & air pollution containing compounds of phosphorous are expected
18.	61	Pulp & Paper (waste paper based without bleaching process to manufacture Kraft paper)	20	10	30	15	10	25	0	68.75	R-R	Mainly water & air polluting . Water & air pollution scores are normalized to 100.
19.	13	Coke making , liquefaction, coal tar distillation or fuel gas making	30	-	30	20	-	20	20	70	R-R	It is a kind of petrochemical industry.

800

20.	41	Manufacturing of explosives, detonators, fuses including management and handling activities	30	-	30	20	-	20	20	70	R-R	<ul style="list-style-type: none"> i. Explosives manufacture and use contribute some measure of hazardous waste to the environment. ii. Nitroglycerin produces several toxic byproducts such as acids, caustics, and oils contaminated with heavy metals. These must be disposed of properly by neutralization or stabilization and transported to a hazardous waste landfill. iii. The use of explosives creates large amounts of dust and particulate from the explosion, and, in some cases, releases asbestos, lead, and other hazardous materials into the atmosphere.
21.	45	Manufacturing of paints varnishes, pigments and intermediate (excluding blending/mixing)	30	-	30	25	-	25	15	70	R-R	<ul style="list-style-type: none"> i. The process may cause considerable emissions of volatile organic compounds (VOC). VOC contribute to the creation of ozone in the lower layers of the atmosphere (photochemical air pollution) and can present danger to health. ii. Dust and odour may also be a problem. iii. Washing of vessels will contribute waste-waters. iv. Large quantity of HWs are also produced.
22.	56	Organic Chemicals manufacturing	30	-	30	20	-	50	20	70	R-R	Such types of industrial sectors generate all sorts of pollution.
23.	1	Airports and Commercial Air Strips	20	10	30	-	-	-	10	75	R-R	<ul style="list-style-type: none"> i. The Airports are generating mainly the waste-waters. ii. This is the water pollution normalized score for airports having discharge more than 100 KLD. iii. The airports / strips having discharge less than 100 KLD will have score of 50 and hence orange category. iv. If the score is normalized wrt water + HW both, then all the airports will come under Orange category (score - 58.33).
24.	3	Asbestos and asbestos based industries	-	-	-	30	-	30	10	75	R-R	<ul style="list-style-type: none"> i. This is mainly air polluting industry. ii. Final score is based on air pollution score only. iii. Asbestos is carcinogenic and banned in many countries.
25.	5	Basic chemicals and electro chemicals and its derivatives including manufacturing of acid	30	-	30	-	-	-	10	75	R-R	<ul style="list-style-type: none"> i. Standards prescribed for Inorganic Chemicals are adopted. ii. It is mainly water polluting industry having effluents which are toxic and not easily biodegradable.

801

												<p>iii. Water pollution score normalized to 100 is undertaken.</p> <p>iv. The earlier Red category industrial sector namely "Hydrocyanic acid and its derivatives " is also merged under this industrial sector.</p>
26.	7	Cement	-	-	-	20	10	30	-	75	R-R	This is mainly air polluting industry & hence normalized air pollution score.
27.	9	Chlorates, per-chlorates & peroxides	30	-	30	-	-	-	-	75	R-R	<p>i. It is mainly water polluting industry having effluents which are toxic and not easily biodegradable.</p> <p>ii. Water pollution score normalized to 100 is undertaken.</p>
28.	10	Chlorine, fluorine, bromine, iodine and their compounds	30	-	30	-	-	-	-	75	R-R	<p>i. It is mainly water polluting industry having effluents which are toxic and not easily biodegradable.</p> <p>ii. Water pollution score normalized to 100 is undertaken.</p>
29.	16	Dyes and Dye- Intermediates	30	-	30	20	5	25	20	75	R-R	<p>i. This industrial sector is the one among the '17 categories of Highly Polluting Industries'.</p> <p>ii. Such types of industrial sectors generate all sorts of pollution.</p>
30.	26	Health-care Establishment (as defined in BMW Rules)	20	10	30	-	-	-	-	75	R-R	<p>i. Mainly water polluting.</p> <p>ii. The water pollution score is normalized to 100 & valid for Hospitals having total waste-water generation > 100 KLD.</p> <p>iii. The hospitals with incinerator will be categorized as Red irrespective of the quantity of the waste-water generation.</p> <p>iv. The hospitals having total waste-water generation less than 100 KLD and without incinerator, the normalized water pollution score will be 50 and will be categorized as Orange category.</p>
31.	29	Hotels having overall waste-water generation @ 100 KLD and more.	20	10	30	15	-	15	-	75	R-R	<p>i. Mainly water polluting. Small boiler may be installed.</p> <p>ii. The water pollution score is normalized to 100 & valid for Hotels having waste-water generation > 100 KLD.</p> <p>iii. The hotels having more than 20 rooms and waste-water generation less than 100 KLD and having a coal / oil fired boiler , the pollution score will be 35/40 & are categorized as Orange.</p> <p>iv. The hotels having more than 20 rooms and waste-water generation less than 10 KLD and</p>

802

												having no-boiler & no hazardous waste generation, the pollution score will be 20 & are categorized as Green.
32.	34	Industries engaged in recycling / reprocessing/ recovery/reuse of Hazardous Waste under schedule iv of HW(M, H& TBM) rules, 2008 - Items namely - Lead acid battery plates and other lead scrap/ashes/residues not covered under Batteries (Management and Handling) Rules, 2001. [* Battery scrap, namely: Lead battery plates covered by ISRI, Code word "Rails" Battery lugs covered by ISRI, Code word "Rakes". Scrap drained/dry while intact, lead batteries covered by ISRI, Code word "rains".	30	-	30	25	--	25	20	75	R-R	All the three types of pollutants are generated.
33.	34	Industries engaged in recycling / reprocessing/ recovery/reuse of Hazardous Waste under schedule iv of HW(M, H& TBM) rules, 2008 - Items namely - Integrated Recycling Plants -- Components of waste electrical and electronic assembles comprising accumulators and other batteries included on list A, mercury-switches, activated glass cullets from cathode-ray tubes and other activated glass and PCB-capacitors, or any other component contaminated with Schedule 2 constituents (e.g. cadmium, mercury, lead, polychlorinated biphenyl) to an extent that they exhibit hazard characteristics indicated in part C of this Schedule.	30	-	30	25	-	25	20	75	R-R	All the three types of pollutants are expected.
34.	43	Manufacturing of glue and gelatin	30	10	40	20	-	20	-	75	R-R	Highly water polluting & obnoxious air polluting.
35.	49	Mining and ore beneficiation	30	10	40	15	5	20	-	75	R-R	Both air and water polluting. Score is normalized with air & water pollution.

36.	52	Nuclear power plant	10	-	10	30	-	30	15	75	R-R	<ul style="list-style-type: none"> i. Mainly air polluting due to incinerator. Others - cooling water. ii. Air pollution score is normalized to 100.
37.	58	Pesticides (technical) (excluding formulation)	30	-	30	25	-	25	20	75	R-R	<ul style="list-style-type: none"> i. This industrial sector is the one among the '17 categories of Highly Polluting Industries'. ii. Such types of industrial sectors generate all sorts of pollution.
38.	64	Photographic film and its chemicals	30	-	30	-	-	-	-	75	R-R	<ul style="list-style-type: none"> i. Silver salts and other chemicals are used in preparation. Slight quantity of effluents is generated. ii. Water pollution scores are normalized to 100.
39.	68	Railway locomotive workshop/Integrated road transport workshop/Authorized service centers	20	10	30	-	-	-	10	75	R-R	<ul style="list-style-type: none"> i. Mainly water polluting industry. Water is used in the washing of locomotives, road transport vehicles during servicing. ii. This score is valid for those Centers having discharge more than 100 KLD. iii. Service Centers having waste-water generation < 100 KLD, the normalized score will be = (100*20)/40= 50.
40.	84	Yarn / Textile processing involving any effluent/emission generating processes including bleaching, dyeing, printing and colouring	30	10	40	15	-	15	20	75	R-R	In this sector all sorts of pollution are generated.
41.	8	Chlor Alkali	30	10	40	20	10	30	10	80	R-R	<ul style="list-style-type: none"> i. This industrial sector is the one among the '17 categories of Highly Polluting Industries'. ii. Chlor-alkali units are having different section like NaOH, Cl₂, SBP etc which are having toxic effluents. Additionally, fuel consumption is also on higher-side.
42.	70	Ship Breaking Industries	30	-	30	30	-	30	20	80	R-R	<ul style="list-style-type: none"> i. The ship-breaking industry creates numerous hazards for the coastal and marine environment. ii. Ship-breaking releases a large number of dangerous pollutants, including toxic waste, oil, poly-chlorinated biphenyls, and heavy metals, into the waters and sea bed. iii. While most of the oil is removed before a ship is scrapped, sand used to mop up the remaining oil is thrown into the sea. High concentrations of oil and grease are then found in the coastal waters, choking marine life.

												iv. Solid waste strewn on the shore, 45 tonnes on any given day according to a study by the Central Pollution Control Board, also finds its way into the sea. v. Adding to the stress on coastal waters, the organic load from the thousands of workers living in cramped conditions with little or no sanitary facilities results in unacceptably high levels of BOD.
43.	53	Oil and gas extraction including CBM (offshore & on-shore extraction through drilling wells)	30	-	30	-	-	-	20	83	R-R	i. Mainly water polluting & hazardous waste generating. ii. The water pollution & HW generation scores are normalized to 100.
44.	36	Industry or process involving metal surface treatment or process such as pickling/ electroplating/paint stripping/ heat treatment using cyanide bath/ phosphating or finishing and anodizing / enamellings/ galvanizing	30	-	30	-	-	-	20	83	R-R	Mainly water polluting & toxic hazardous waste generating industry. Scores are normalized to 100.
45.	80	Tanneries	30	-	30	-	-	-	20	83	R-R	Mainly water polluting & hazardous waste generating industry. Scores are normalized to 100.
46.	65	Ports and harbour, jetties and dredging operations	30	10	40	15	10	25	20	85	R-R	This category contain all sorts of pollution.
47.	77	Synthetic fibers including rayon ,tyre cord, polyester filament yarn	30	10	40	25	10	35	10	85	R-R	This sector generates all sorts of pollution problems.
48.	81	Thermal Power Plants	30	10	40	20	10	30	15	85	R-R	i. This industrial sector is the one among the '17 categories of Highly Polluting Industries'. ii. TPP generate all sorts of pollution problems.
49.	71	Slaughter house (as per notification S.O.270(E)dated 26.03.2001)and meat processing industries, bone mill, processing of animal horn, hoofs and other body parts	25	10	35	-	-	-	-	87.5	R-R	Mainly water polluting and obnoxious odour generating industry. The water pollution score is normalized to 100
50.	2	Aluminium Smelter	30	10	40	20	10	30	20	90	R-R	i. This industrial sector is the one among the '17 categories of Highly Polluting Industries'. ii. This sector is generating all sorts of pollution i.e. air, water and HW.
51.	12	Copper Smelter	30	10	40	20	10	30	20	90	R-R	i. This industrial sector is the one among the '17 categories of Highly Polluting Industries'. ii. Integrated Copper Smelters contain all sorts of

805

													pollution.
52.	20	Fertilizer (basic) (excluding formulation)	30	10	40	20	10	30	20	90	R-R		<ul style="list-style-type: none"> i. This industrial sector is the one among the '17 categories of Highly Polluting Industries'. ii. Generates all sorts of pollution.
53.	37	Iron & Steel (involving processing from ore/ integrated steel plants) and or Sponge Iron units	30	10	40	20	10	30	20	90	R-R		<ul style="list-style-type: none"> i. This industrial sector is the one among the '17 categories of Highly Polluting Industries'. ii. Such types of industrial sectors generate all sorts of pollution.
54.	61	Pulp & Paper (waste paper based units with bleaching process to manufacture writing & printing paper)	25	10	35	25	10	35	20	90	R-R		Waste paper based Pulp & Paper mills with bleaching process generate all sorts of pollution.
55.	85	Zinc Smelter	30	10	40	20	10	30	20	90	R-R		<ul style="list-style-type: none"> i. This industrial sector is the one among the '17 categories of Highly Polluting Industries'. ii. Integrated Zinc smelter generates all sorts of pollution problems.
56.	55	Oil Refinery (mineral Oil or Petro Refineries)	30	10	40	25	10	35	20	95	R-R		<ul style="list-style-type: none"> i. This industrial sector is the one among the '17 categories of Highly Polluting Industries'. ii. Such types of industrial sectors generate all sorts of pollution.
57.	59	Petrochemicals Manufacturing (including processing of Emulsions of oil and water)	30	10	40	25	10	35	20	95	R-R		<ul style="list-style-type: none"> i. This industrial sector is the one among the '17 categories of Highly Polluting Industries'. ii. Such types of industrial sectors generate all sorts of pollution. iii. The earlier red category industrial sector namely "Processing of Emulsions of Oil & Water " is merged with this industrial sector.
58.	60	Pharmaceuticals	30	10	40	30	5	35	20	95	R-R		<ul style="list-style-type: none"> i. This industrial sector is the one among the '17 categories of Highly Polluting Industries'. ii. Such types of industrial sectors generate all sorts of pollution.
59.	61	Pulp & Paper (Large-Agro + wood) , Small Pulp & Paper (agro based-wheat straw/rice husk)	30	10	40	25	10	35	20	95	R-R		<ul style="list-style-type: none"> i. This industrial sector is the one among the '17 categories of Highly Polluting Industries'. ii. Large /Small Agro based Pulp & Paper mills contribute all sorts of pollution problems.
60.	15	Distillery (molasses / grain / yeast based)	30	10	40	-	-	-	-	100	R-R		Mainly water polluting industry. Final score is the normalized water pollution score.

Note :

i. Under the column Revised Category, the full forms of the abbreviations are as follows :

- a. R-R means original category was Red and revised category is also Red
- b. R-O means original category was Red and revised category is Orange
- c. O-O means original category was Orange and revised category is also Orange
- d. O-G means original category was Orange and revised category is Green
- e. O-W means original category was Orange and revised category is White
- f. G-O means original category was Green and revised category is Orange
- g. G-G means original category was Green and revised category is also Green
- h. G-W means original category was Green and revised category is White

ii. There are specific remarks in respect of some of the industrial sectors. These sectors are either merged with other relevant sectors or deleted due to duplication. The overall details are as follows :

Sl No.	Original Sl No.	Industry Sector	Original Category	Remarks
1	14	Common treatment and disposal facilities (CETP, TSDF, E-waste recycling, CBMWTF, effluent conveyance project, incinerator, solvent/acid recovery plant, MSW sanitary land fill site)	R	i. All such facilities are classified as Red but special category projects as these are parts of pollution control facilities. ii. In case of CETP, the categorization will depend upon the category of member industries being served.
2	18	Processing of Emulsions of Oil & Water		It is a part of Petrochemical industries. Transferred and merged with the industrial sector namely 'Petrochemicals' at Sl. No. 54.
3	27	Heavy engineering including ship building (with investment on Plant & Machineries more than Rs 10 crores)	R	Most of the pollution generating processes / operations under this category are similar to the industry category namely "Automobile Manufacturing (integrated facilities)" at Sl. No. 1 and may be referred accordingly.
4	30	Hydrocyanic acid and its derivatives	R	Have been merged with the red category industrial sector namely "Basic chemicals and electro chemicals and its derivatives including manufacturing of acid" at Sl. No. 24
5	32	Industrial estates/ parks / complexes/ areas/ export processing zones/ SEZs/ Biotech parks/ leather complex	R	The classification will depend upon the category(ies) of the industries operating / proposed to be permitted in the area. In this context, guidelines prescribed in EIA Notification, 2006 shall be followed.
6	33	Industrial inorganic gases namely- a) Chemical gas- Acetylene, hydrogen, chlorine, fluorine, ammonia, sulphur dioxide, ethylene, hydrogen-sulphide, phosphine b) Hydrocarbon gases- Methane, ethane, propane	R	These gases are generally secondary products and produced alongwith other main products. To be classified as per the main parent plant.
7	69	Reprocessing of used oils & waste oils	R	i. The industry generates mainly the air pollution and oil bearing hazardous wastes. The normalized (air pollution & HW generation score is 58.33). ii. To be deleted as already covered under HW Recyclers / Re-processors (Used oils / Waste Oils) under Orange Category

Table G-3 : Final List of Orange Category of Industrial Sectors

Final Sl. No.	Orgnl S.No	Industry Sector	W1	W2	W	A1	A2	A	H	W+A+H	Revised category	Remarks
1.	20	Dismantling of rolling stocks (wagons/ coaches)	--	--	--	15	--	15	10	41.67	O-O	Emissions of dust and generation of waste oils take place during dismantling. Air pollution & HW generation scores (15+10=25) are normalized to 100.
2.	5	Bakery and confectionery units with production capacity > 1 TPD. (With ovens / furnaces)	20	--	20	15	--	15	--	43.75	O-O	
3.	10	Chanachur and ladoo from puffed and beaten rice(muri and shira) using husk fired oven	20	--	20	15	--	15	--	43.75	O-O	Normal water and air polluting.
4.	23	Coated electrode manufacturing	15	0	15	20	0	20	0	43.75	G-O	Preparation of core wire / rod, preparation of dry mix, preparation of wet mix, application of coating by extrusion, baking of coated electrodes
5.	24	Compact disc computer floppy and cassette manufacturing / Reel manufacturing	15	0	15	20	0	20	0	43.75	G-O	Generates waste-water and process emissions.
6.	24	Flakes from rejected PET bottle	20	-	20	15	-	15	-	43.75	R-O	Normal water & air pollutions are generated.
7.	30	Food and food processing including fruits and vegetable processing	20	--	20	15	--	15	--	43.75	O-O	Normal water and air polluting.
8.	40	Jute processing without dyeing	20	--	20	15	--	15	--	43.75	O-O	CPCB has notified standards for this category. Both air and water pollutions are generated.
9.	56	Manufacturing of silica gel	15	0	15	20	0	20	0	43.75	G-O	Waste-waters containing TDS and emissions of H ₂ SO ₄ are generated.

808

10.	45	Manufacturing of tooth powder, toothpaste, talcum powder and other cosmetic items	20	--	20	15	--	15	--	43.75	O-O	Both air and water pollution are generated.
11.	55	Printing or etching of glass sheet using hydrofluoric acid	15	--	15	20	--	20	--	43.75	O-O	Both air and water pollution are generated.
12.	65	Silk screen printing, sari printing by wooden blocks	20	--	20	15	--	15	--	43.75	O-O	Wash-water and PM emissions from boilers .
13.	76	Synthetic detergents and soaps(excluding formulation)	20	-	20	15	-	15	-	43.75	R-O	i. This is the score for units having generation of waste-waters less than 100 KLD. ii. The units having waste-water generation more than 100 KLD will become mainly water polluting and accordingly normalized water pollution score will be 75 and be categorized as Red.
14.	71	Thermometer manufacturing	15	--	15	20	--	20	--	43.75	O-O	Process - making glass bulb, forming reservoir in the glass tube for fluid, inserting fluid, scale marking. Use of fuel to heat the glass tubes and hydrofluoric acid to seal the scaling. Small quantities of spent acids are generated.
15.	14	Cotton spinning and weaving (medium and large scale)	--	--	--	15	--	37.5	10	47.5	O-O	Mainly air polluting industry. Sources of air pollution (PM) are the fine particles of cotton from spinning process. Air pollution score is normalized to 100.
16.	1	Almirah, Grill Manufacturing (Dry Mechanical Process)	--	--	--	20	--	20	--	50	O-O	Air pollution due to spray painting (emissions of VOCs). Units without painting operations shall be categorized as White.

809

17.	2	Aluminium & copper extraction from scrap using oil fired furnace (dry process only)	--	--	--	20	--	20	10	50	O-O	i. Normalized Air pollution score. ii. Significant air pollution due to melting (emissions of SO ₂ , PM).
18.	3	Automobile servicing, repairing and painting (excluding only fuel dispensing)	20	--	20	20	--	20	10	50	O-O	Normal water & air polluting and recyclable waste oil generating. If the waste water generation is more than 100 KLD, it will become mainly water polluting and Red category unit.
19.	4	Ayurvedic and homeopathic medicine	20	--	20	15	--	15	15	50	O-O	
20.	7	Brickfields (excluding fly ash brick manufacturing using lime process)	--	--	--	20	--	20	--	50	O-O	Significantly air polluting.
21.	8	Building and construction project more than 20,000 sq. m built up area	20	--	20	20	--	20	--	50	O-O	1. In the pre-construction stage , it is mainly air polluting due to generation of dust (PM) emissions. 2. After construction, it is mainly water polluting. If the discharge is more than 100 KLD, it will be having the normalized score of 75 and be categorized as Red.
22.	6	Ceramics and Refractories	-	-	-	20	-	20	-	50	R-O	i. Mainly air polluting industry. ii. This score is for the units having coal consumption < than 12 MT/day. iii. For the units having coal consumption > 12 MT /day, the normalized air pollution score will be 62.5 and shall be categorized as Red.

23.	11	Coal washeries	15	10	25	15	-	15	-	50	R-O	<p>i. Wet washeries are mainly water polluting industry generating effluents which are having inorganic SS & TDS. Additionally, air pollution due to PM emissions is also generated.</p> <p>ii. Water & air pollution scores are jointly normalized to 100.</p>
24.	16	Dairy and dairy products (small scale)	20	--	20	20	--	20	--	50	O-O	Water and air polluting both.
25.	18	DG set of capacity >1MVA but < 5MVA	--	--	--	20	--	20	--	50	O-O	Mainly air polluting . air pollution score is normalized to 100.
26.	17	Dry coal processing, mineral processing, industries involving ore sintering, pelletising, grinding & pulverization	-	-	-	20	-	20	-	50	R-O	Mainly air polluting industry. Final score is the normalized air pollution score.
27.	19	Fermentation industry including manufacture of yeast, beer, distillation of alcohol (Extra Neutral Alcohol)	20	-	20	-	-	-	-	50	R-O	<p>i. Mainly water polluting industry. This is the normalized water pollution score for units having discharge < 100 KLD.</p> <p>ii. For the units having discharge > 100 KLD, the normalized water pollution score will be 75 and shall be accordingly categorized as Red.</p>
28.	21	Ferrous and Non-ferrous metal extraction involving different furnaces through melting, refining, re-processing, casting and alloy-making	-	-	-	15	5	20	10	50	R-O	<p>i. Mainly air polluting.</p> <p>ii. This score is applicable to secondary production of ferrous & non-ferrous metals (excluding lead) up-to 1 MT/hour production.</p>

												<p>iii. For lead, the normalized air pollution score will be = $(100 \times 25) / 40 = 62.5$ and is categorized as Red.</p> <p>iv. For Induction Furnace clubbed with AOD furnace - separate calculation shall be made based on the capacity of the furnaces. In such industries, the molten metal from induction furnace is transferred to AOD furnace where other metals like manganese and nickel are added to get the metal of desired constituents. The lime and silicon are also added for reduction of the metal oxides to the base metal. the normalized air pollution score will be = $(100 \times 25) / 40 = 62.5$ and is categorized as Red.</p>
29.	26	Fertilizer (granulation / formulation / blending only)	--	--	--	20	--	20	--	50	O-O	Air polluting.
30.	27	Fish feed, poultry feed and cattle feed	--	--	--	20	--	20	--	50	O-O	Obnoxious odour , H2S etc. AP score is normalized to 100
31.	28	Fish processing and packing (excluding chilling of fishes)	20	--	20	--	--	--	--	50	O-O	Mainly water polluting. WP score is normalized to 100.

32.	31	Forging of ferrous and non-ferrous metals (using oil and gas fired furnaces)	--	--	--	20	--	20	--	50	O-O	Heating furnace. Mainly air polluting.
33.	32	Formulation/pelletization of camphor tablets, naphthalene balls from camphor/ naphthalene powders.	--	--	--	20	--	20	--	50	O-O	Mainly air polluting. Emissions of Benzene, HC are expected.
34.	33	Glass ceramics, earthen potteries and tile manufacturing using oil and gas fired kilns, coating on glasses using cerium fluorides and magnesium fluoride etc.	--	--	--	20	--	20	--	50	O-O	Mainly air polluting. Emissions of SO2 are expected.
35.	35	Gravure printing, digital printing on flex, vinyl	20	--	20	20	--	20	10	50	O-O	Waste waters , emissions of VOCs
36.	36	Heat treatment using oil fired furnace (without cyaniding)	--	--	--	20	--	20	--	50	O-O	Mainly air polluting and noise generating. AP Score is normalized to 100.
37.	28	Hot mix plants	-	-	-	20	-	20	-	50	R-O	Mainly air polluting. Air pollution scores are normalized to 100.
38.	37	Hotels (< 3 star) or hotels having > 20 rooms and less than 100 rooms.	20	--	20	20	--	20	--	50	O-O	Mainly water polluting. WP score is normalized to 100.
39.	38	Ice cream	20	--	20	20	--	20	--	50	O-O	Wash-water and boilers / oven for pasteurization.
40.	34	Industries engaged in recycling / reprocessing/ recovery/reuse of Hazardous Waste under schedule iv of HW(M, H& TBM) rules, 2008 - Items namely - Paint and ink Sludge/residues	-	-	-	20	0	20	0	50	R-O	Mainly air polluting. Air pollution score is normalized to 100
41.	34	Industries engaged in recycling / reprocessing/ recovery/reuse of Hazardous Waste under schedule iv of HW(M, H& TBM) rules, 2008 - Items namely - Brass Dross ,, Copper Dross,, Copper Oxide Mill Scale,, Copper Reverts, Cake & Residues,, Waste Copper and copper alloys in	10	-	10	20	-	20	10	50	R-O	Mainly air polluting.

		dispersible form,, Slags from copper processing for further processing or refining ,, Insulated Copper Wire,, Scrap/copper with PVC sheathing including ISRI-code material namely "Druid" ,, Jelly filled Copper cables ,, Zinc Dross-Hot dip Galvanizers SLAB,, Zinc Dross-Bottom Dross,, Zinc ash/Skimming arising from galvanizing and die casting operations,, Zinc ash/Skimming/other zinc bearing wastes arising from smelting and refining,, Zinc ash and residues including zinc alloy residues in dispersible from,,											
42.	35	Industry or processes involving foundry operations	-	-	-	20	-	20	-	50	R-O	<ul style="list-style-type: none"> i. This score is valid for the foundries having capacity < 5 MT/hr as such units require the coal/coke @ < 500 kg/hr. ii. The units having capacity of 5 MT/hr and more, the coal/coke consumption will be more than 500 kg/hr and the normalized score will be 62.5 and classified accordingly as Red. 	
43.	40	Lime manufacturing (using lime kiln)	-	-	-	20	-	20	-	50	R-O	Mainly air polluting	
44.	41	Liquid floor cleaner, black phenyl, liquid soap, glycerol mono-stearate manufacturing	20	--	20	20	--	20	--	50	O-O	Both air and water pollution are generated.	

45.	42	Manufacturing of glass	10	-	-	20	-	20	-	50	R-O	<p>i. Mainly air polluting (melting at 1500°C and refining .</p> <p>ii. In case of lead glass , the score of A1 will be 25 and accordingly the normalized scores will be 62.5 i.e. Red .</p>
46.	43	Manufacturing of iodized salt from crude/ raw salt	12	--	12	20	--	20	--	50	O-O	Boiling in Evaporators (multiple effect evaporators), centrifuging, iodization with KIO3 mixing . Mainly air polluting. Air pollution score is normalized to 100.
47.	42	Manufacturing of mirror from sheet glass	--	--	--	20	--	20	--	50	O-O	Evaporator & furnace for heating the metal to be applied as reflector on mirror. Mainly air polluting.
48.	44	Manufacturing of mosquito repellent coil	--	--	--	20	--	20	--	50	O-O	Mainly air polluting. Toxic fumes are expected.
49.	46	Manufacturing of Starch/Sago	25	-	25	15	-	15	-	50	R-O	<p>i. Water and air polluting industry. Boiler is used for steam generation.</p> <p>ii. Water & air pollution scores are normalized to 100</p>
50.	46	Mechanized laundry using oil fired boiler	20	--	20	20	--	20	--	50	O-O	Both air and water pollution are generated.
51.	47	Modular wooden furniture from particle board, MDF< swan timber etc, Ceiling tiles/ partition board from saw dust, wood chips etc., and other agricultural waste using synthetic adhesive resin, wooden box making (With boiler)	--	--	--	20	--	20	--	50	O-O	1. Mainly air polluting. Boiler as well as VOCs from use of adhesives. 2. Without boiler, it will be a Green category industry.
52.	50	New highway construction project	-	-	-	20	-	20	-	50	R-O	Mainly air polluting project.

815

53.	51	Non-alcoholic beverages(soft drink) & bottling of alcohol/non alcoholic products	20	-	20	15	5	20	-	50	R-O	<p>i. Both air and water polluting. Score is normalized with air & water pollution. This score is valid for industries having waste-water generation < 100 KLD.</p> <p>ii. For the units having waste-water generation > 100 KLD the , normalized score would be 62.5 and categorized as Red.</p>
54.	49	Paint blending and mixing (Ball mill)	20	--	20	20	--	20	10	50	O-O	Both air and water pollution are generated.
55.	62	Paints and varnishes (mixing and blending)	20	0	0	20	0	20	0	50	G-O	Waste-waters as well as fumes of VOCs due to solvents, pigments, varnishes.
56.	51	Ply-board manufacturing(including Veneer and laminate) with oil fired boiler/ thermic fluid heater(without resin plant)	0	--	0	20	--	20	--	50	O-O	Mainly air polluting because of use of boiler. AP score is normalized to 100
57.	52	Potable alcohol (IMFL) by blending, bottling of alcohol products	20	--	20	--	--	--	--	50	O-O	Mainly water polluting. WP score is normalized to 100.
58.	54	Printing ink manufacturing	20	--	20	20	--	20	--	50	O-O	1. Pigments, binders and solvents are used. 2. Boiler is also used. 3. Emissions of VOCs take place.
59.	70	Printing press	20	0	20	20	0	20	0	50	G-O	Colored waste-waters containing dyes and VOC emissions are generated.
60.	59	Reprocessing of waste plastic including PVC	20	--	20	20	--	20	--	50	O-O	Large quantities of wash-water and fugitive emissions are generated.
61.	61	Rolling mill (oil or coal fired) and cold rolling mill	10	--	10	20	--	20	--	50	O-O	Mainly air polluting. Air pollution score is normalized to 100. Others - cooling water and recyclable waste oils etc. are generated.
62.	67	Spray painting, paint baking, paint shipping	--	--	--	20	--	20	10	50	O-O	Mainly air polluting. Emissions of VOCs and HC are generated.

816

63.	72	Steel and steel products using various furnaces like blast furnace /open hearth furnace/induction furnace/arc furnace/submerged arc furnace /basic oxygen furnace /hot rolling reheated furnace	10	-	10	20	-	20	10	50	R-O	i. Mainly air polluting. In the emissions, oxides of manganese, nickel etc. are also present. ii. Air pollution score is normalized to 100.
64.	73	Stone crushers	-	-	-	20	-	20	-	50	R-O	Mainly air polluting. Air pollution score is normalized to 100.
65.	75	Surgical and medical products including prophylactics and latex	20	-	20	20	-	20	-	50	R-O	Both air as well as water polluting. Air and water pollution scores are normalized to 100.
66.	85	Tephlon based products	0	0	0	20	0	20	0	50	G-O	Due to spraying applications, emissions (HC) are generated
67.	70	Thermocol manufacturing (with boiler)	--	--	--	20	--	20	--	50	O-O	Polystyrene is heated. Mainly air polluting with boiler.
68.	82	Tobacco products including cigarettes and tobacco/opium processes	20	-	20	20	-	20	-	50	R-O	Such industries generate both air as well as water pollution. These scores are normalized to 100.
69.	72	Transformer repairing/ manufacturing (dry process only)	--	--	--	20	--	20	10	50	O-O	Mainly air polluting because of ovens, shot-blasting etc.
70.	73	Tyres and tubes vulcanization/ hot retreating	10	--	10	20	--	20	--	50	O-O	Mainly air polluting . Emissions of PM, VOCs and obnoxious odour are generated.
71.	83	Vegetable oil manufacturing including solvent extraction and refinery /hydrogenated oils	20	-	20	15	5	20	10	50	R-O	i. All sorts of pollution are generated. ii. This score is valid for plants having waste-water generation < 100 KLD. iii. If the waste-water generation is more than 100 KLD, the unit shall be classified as Red.
72.	74	Wire drawing and wire netting	20	--	20	--	--	--	--	50	O-O	Mainly water polluting. WP score is normalized to 100.

817

73.	21	Dry cell battery (excluding manufacturing of electrodes) and assembling & charging of a lead battery on micro scale	30	--	30	15	--	15	10	55	O-O	Water and air polluting both.
74.	50	Pharmaceutical formulation and for R & D purpose (For sustained release/ extended release of drugs only and not for commercial purpose)	20	--	20	20	--	20	15	55	O-O	i. All sorts of pollution are generated. ii. R&D activities are to be shifted to Red category.
75.	78	Synthetic resins	20	-	20	20	-	20	15	55	R-O	All sorts of pollution are generated.
76.	79	Synthetic rubber excluding molding	20	-	20	20	-	20	15	55	R-O	i. Most synthetic rubber is created from two materials, styrene and butadiene. Both are currently obtained from petroleum. ii. Process is similar to a part of Petrochemical plants.
77.	9	Cashew nut processing	25	--	25	20	--	20	--	56	O-O	Normal water and air polluting.
78.	12	Coffee seed processing	25	--	25	20	--	20	--	56	O-O	Normal water & air polluting industry.
79.	57	Parboiled Rice Mills	25	-	25	20	-	20	-	56	R-O	i. Rice Mills are generating both air and water pollution. Waste-waters are having high strength in respect of BOD. ii. This is the normalized air & water pollution score for units having waste-water generation < 100 KLD and fuel consumption less than 12 MTD. iii. For units having waste-water generation > 100 KLD or fuel consumption > 12 MTD or both , the unit shall be classified as Red.

80.	29	Foam manufacturing	--	--	--	20	--	20	15	58	O-O	<p>i. Raw material is polyurethane, latex etc.</p> <p>ii. Emissions of VOCs and HAPs. CH₂Cl₂ and similar compounds as blowing agents.</p> <p>iii. Outdated raw materials and spoiled slots are discarded as HW.</p>
81.	34	Industries engaged in recycling / reprocessing/ recovery/reuse of Hazardous Waste under schedule iv of HW(M, H& TBM) rules, 2008 - Items namely - Used Oil – As per specifications prescribed from time to time.	10	0	10	20	0	20	15	58.33	R-O	Mainly air polluting and hazardous waste generating industry. Air pollution & HW scores are normalized to 100
82.	34	Industries engaged in recycling / reprocessing/ recovery/reuse of Hazardous Waste under schedule iv of HW(M, H& TBM) rules, 2008 - Items namely - Waste Oil ---As per specifications prescribed from time to time.	-	-	-	20	0	20	15	58.33	R-O	Mainly air polluting and hazardous waste generating industry. Air pollution & HW scores are normalized to 100.
83.	56	Producer gas plant using conventional up drift coal gasification (linked to rolling mills glass and ceramic industry refractories for dedicated fuel supply)	--	--	--	20	--	20	15	58.33	O-O	Mainly air polluting & tar (HW) generating. SO ₂ , CO, NO _x are generated. Tar is the by-product and utilized by other industries in co-processing.

Note :

- i. Under the column Revised Category, the full forms of the abbreviations are as follows :
- R-R means original category was Red and revised category is also Red
 - R-O means original category was Red and revised category is Orange
 - O-O means original category was Orange and revised category is also Orange
 - O-G means original category was Orange and revised category is Green
 - O-W means original category was Orange and revised category is White
 - G-O means original category was Green and revised category is Orange
 - G-G means original category was Green and revised category is also Green
 - G-W means original category was Green and revised category is White

819

ii. There are specific remarks in respect of some of the industrial sectors. These sectors are either merged with other relevant sectors or deleted due to duplication / vague category. The overall details are as follows:

<i>Sl No .</i>	<i>Origin al Sl No.</i>	<i>Industry Sector</i>	<i>Original Categor y</i>	<i>Remarks</i>
1	24	<i>Excavation of sand from the river bed (excluding manual excavation)</i>	0	<i>Since such types of activities cause ecological disturbances, the instructions issued by the government from time to time be followed. To be categorized by MoEF&CC.</i>
2	39	<i>Infrastructure Development Project</i>	0	<i>Vast variety of such projects come under such category. This is to be decided by the concerned SPCB in line of EIA Notification , 2006.</i>
3	53	<i>Power press</i>	0	<i>Very vague term hence deleted. Such types of general engineering units have already been covered.</i>

Table G-4 : Final List of Green Category of Industrial Sectors

Sl. No.	Orgnl Sl. No.	Industry Sector	W1	W2	W	A1	A2	A	H	W+A+H	Revised Category	Remarks
1.	2	Aluminium utensils from aluminium circles by pressing only (dry mechanical operation)	--	--	--	10	--	10	--	25	G-G	Minor air pollution due to some fugitive PM emissions from buffing operations.
2.	6	Ayurvedic and homeopathic medicines (without boiler)	10	--	10	--	--	--	--	25	G-G	Small quantities of waste-waters are generated from washing operations.
3.	8	Bakery /confectionery /sweets products (with production capacity <1tpd (with gas or electrical oven)	10	--	10	--	--	--	--	25	G-G	Small quantities of waste-waters are generated from washing operations.
4.	6	Bi-axially oriented PP film along with metalizing operations	10	--	10	--	--	--	--	25	O-G	Mainly extrusion process involving Cooling water recirculation
5.	10	Biomass briquettes (sun drying) without using toxic hazardous wastes	--	--	--	10	--	10	--	25	G-G	Minor air pollution due to some fugitive PM emissions from pulverization / mixing operations.
6.	13	Blending of melamine resins & different powder, additives by physical mixing	--	--	--	10	--	10	--	25	G-G	Minor air pollution due to some fugitive PM emissions from pulverization / mixing operations.
7.	15	Brass and bell metal utensils manufacturing from circles(dry mechanical operation without re-rolling facility)	--	--	--	10	--	10	--	25	G-G	Minor air pollution due to some fugitive PM emissions from buffing operations.
8.	16	Candy	10	--	10	10	--	10	--	25	G-G	Small quantities of waste-water and minor

821

												PM emissions are generated.
9.	17	Cardboard or corrugated box and paper products (excluding paper or pulp manufacturing and without using boilers)	--	--	--	10	--	10	--	25	G-G	This score is valid with Small gas / electricity operated oven / furnace for making glue.
10.	18	Carpentry & wooden furniture manufacturing (excluding saw mill) with the help of electrical (motorized) machines such as electrical wood planner, steel saw cutting circular blade, etc.	--	--	--	10	--	10	--	25	G-G	Minor air pollution due to some fugitive PM emissions from cutting operations.
11.	19	Cement products (without using asbestos / boiler / steam curing) like pipe ,pillar, jafri, well ring, block/tiles etc.(should be done in closed covered shed to control fugitive emissions)	--	--	--	10	--	10	--	25	G-G	Minor air pollution due to some fugitive PM emissions from mixing operations.
12.	20	Ceramic colour manufacturing by mixing & blending only (not using boiler and wastewater recycling process)	--	--	--	10	--	10	--	25	G-G	Minor air pollution due to some fugitive PM emissions.
13.	11	Chilling plant, cold storage and ice making	10	--	10	--	--	--	--	25	O-G	Cooling water recirculation only.
14.	13	Coke briquetting (sun drying)	--	--	--	10	--	10	--	25	O-G	Mainly air polluting industry. Sources of air pollution (PM) are pulverizes and mixers. Air pollution score is normalized to 100.
15.	28	Cotton spinning and weaving (small scale)	--	--	--	10	--	10	--	25	G-G	Minor PM emissions from spinning process.
16.	17	Dal Mills	--	--	--	10	--	10	--	25	O-G	Some fugitive emissions of PM.

17.	29	Decoration of ceramic cups and plates by electric furnace	--	--	--	10	--	10	--	25	G-G	Fumes of enamels. Minor air pollution.
18.	19	Digital printing on PVC clothes	--	--	--	10	--	10	--	25	O-G	Minor emissions / odour generations are expected.
19.	25	Facility of handling, storage and transportation of food grains in bulk	--	--	--	10	--	10	--	25	O-G	Some fugitive emissions of PM during handling of grains.
20.	36	Flour mills (dry process)	--	--	--	10	--	10	--	25	G-G	Fugitive dust emissions.
21.	41	Glass , ceramic, earthen potteries, tile and tile manufacturing using electrical kiln or not involving fossil fuel kiln	--	--	--	10	--	10	--	25	G-G	Minor fugitive emissions only.
22.	34	Glue from starch (physical mixing) with gas / electrically operated oven /boiler.	--	--	--	10	--	10	--	25	O-G	Some fugitive emissions of PM during mixing of raw materials.
23.	42	Gold and silver smithy (purification with acid smelting operation and sulphuric acid polishing operation) (using less or equal to 1 litre of sulphuric acid/ nitric acid per month)	--	--	--	10	--	10	--	25	G-G	Minor fumes from cleaning process.
24.	36	Heat treatment with any of the new technology like ultrasound probe , induction hardening , ionization beam, gas carburizing etc.	10	--	10	10	--	10	--	25	O-G	<ul style="list-style-type: none"> • Cooling waters and minor heat fumes. • Finalization of categorization subject to field verification.
25.	46	Insulation and other coated papers (excluding paper or pipe manufacturing)	--	--	--	10	--	10	--	25	G-G	Minor fumes due to application of poly-urethane
26.	49	Leather foot wear and leather products (excluding tanning and hide processing except cottage scale)	--	--	--	10	--	10	--	25	G-G	Minor fumes due to use of adhesives / gums.

27.	50	Lubricating oil, greases or petroleum based products (only blending at normal temperature)	--	--	--	10	--	10	--	25	G-G	Minor fumes at the time of transfers from one container to other.
28.	54	Manufacturing of pasted veneers using gas fired boiler or thermic fluid heater and by sun drying	--	--	--	10	--	10	--	25	G-G	1. Minor fumes due to application of gums / adhesives / pastes etc. 2. This score is valid only for gas fired boiler. 3. The units having coal fired boilers shall be categorized as Orange.
29.	59	Oil mill Ghani and extraction (no hydrogenation / refining)	10	--	10	--	--	--	--	25	G-G	Small quantities of floor washings & equipments washings are generated.
30.	48	Packing materials manufacturing from non asbestos fibre, vegetable fibre yarn	--	--	--	10	--	10	--	25	O-G	Some fugitive emissions of PM are expected.
31.	65	Phenyl/toilet cleaner formulation and bottling	--	--	--	10	--	10	--	25	G-G	Minor fumes of VOCs in the work zone
32.	67	Polythene and plastic processed products manufacturing (virgin plastic)	10	--	10	10	--	10	--	25	G-G	Cooling water & emissions due to mixing of raw materials.
33.	68	Poultry, Hatchery and Piggery	--	--	--	10	--	10	--	25	G-G	Obnoxious odour containing H ₂ S, CH ₄ etc. and fugitive PM emissions
34.	69	Power looms (without dye and bleaching)	--	--	--	10	--	10	--	25	G-G	Minor emissions of PM.
35.	71	Puffed rice (muri) (using gas or electrical heating system)	--	--	--	10	--	10	--	25	G-G	Minor emissions of PM.
36.	57	Pulverization of bamboo and scrap wood	--	--	--	10	--	10	--	25	O-G	Some fugitive emissions of PM are expected.
37.	72	Ready mix cement concrete	--	--	--	10	--	10	--	25	G-G	PM emissions.
38.	73	Reprocessing of waste cotton	--	--	--	10	--	10	--	25	G-G	PM emissions.
39.	60	Rice mill (Rice hullers only)	--	--	--	10	--	10	--	25	O-G	PM emissions are generated. Mainly air

													polluting. AP score is normalized to 100
40.	62	Rolling mill (gas fired) and cold rolling mill	10	--	10	10	--	10	--	25	O-G		Mainly air polluting. AP score is normalized to 100
41.	75	Rubber goods industry (with gas operated baby boiler)	--	--	--	10	--	10	--	25	G-G		Some PM emissions and obnoxious odour.
42.	63	Saw mills	--	--	--	10	--	10	--	25	O-G		Mainly air polluting. PM and noise are generated.
43.	77	Soap manufacturing (hand made without steam boiling / boiler)	10	--	10	--	--	--	--	25	G-G		Small quantities of waste-water are generated.
44.	80	Spice grinding (upto-20 HP motor)	--	--	--	10	--	10	--	25	G-G		Small quantities of fugitive emissions of raw materials.
45.	66	Spice grinding (>20 hp motor)	--	--	--	10	--	10	--	25	O-G		Mainly air polluting. Fugitive emissions of PM.
46.	81	Steel furniture without spray painting	--	--	--	10	--	10	--	25	G-G		Obnoxious gases from welding as well as noise pollution.
47.	82	Steeping and processing of grains	10	--	10	--	--	--	--	25	G-G		Washing waters are generated.
48.	86	Tyres and tube retreating (without boilers)	--	--	--	10	--	10	--	25	G-G		Due to applications of binding gum / adhesives / cement, some obnoxious fumes may generate.
49.	22	Chilling plant and ice making without using ammonia	12	--	12	--	--	--	--	30	G-G		Cooling water and brine water circuits. Spillages / blow down may take place
50.	26	CO2 recovery	12	--	12	--	--	--	--	30	G-G		Normal water pollution from scrubbing action
51.	32	Distilled water (without boiler) with electricity as source of heat	12	--	12	--	--	--	--	30	G-G		TDS as distillation residues

825

52.	45	Hotels (up to 20 rooms and without boilers)	12	--	12	--	--	--	--	30	G-G	This score is valid for hotels having overall waste-water generation less than 10 KLD.
53.	53	Manufacturing of optical lenses (using electrical furnace)	12	--	12	--	--	--	--	30	G-G	Small quantities of waste-waters containing TDS, SS are generated.
54.	58	Mineralized water	12	--	12	--	--	--	--	30	G-G	RO Rejects.
55.	68	Tamarind powder manufacturing	12	--	12	15	--	15	--	33.75	O-G	<ul style="list-style-type: none"> Dried tamarind fruits - cleaned and after soaking them in water they are boiled in steam jacketed kettle for about 40-45 minutes. Then pulp is extracted in pulper and dried in drum type drier and on cooling, the final product is packed. Generates small quantities of waste waters and air emissions. Joint score is normalized to 100.
56.	15	Cutting, sizing and polishing of marble stone	15	--	15	--	--	--	--	37.5	O-G	Mainly water polluting . Water pollution score is normalized to 100.
57.	22	Emery powder (fine dust of sand) manufacturing	--	--	--	15	--	15	--	37.5	O-G	Air polluting. PM emissions take place during various stages of grindings of naturally occurring minerals.
58.	25	Flyash export, transport & disposal facilities	-	-	-	15	-	15	-	37.5	R-G	<ul style="list-style-type: none"> This is mainly air polluting activity. This is the normalized score based on air pollution.
59.	48	Mineral stack yard / Railway sidings	15	-	15	15	-	15	-	37.5	R-G	<ul style="list-style-type: none"> Mainly air pollution due to loading, unloading, storage and transportation of the minerals.

826

													<ul style="list-style-type: none"> Waste-water generation mainly during rains only.
60.	54	Oil and gas transportation pipeline	-	-	-	10	5	15	-	37.5	R-G	<ul style="list-style-type: none"> Contains small gas based power plants up-to 5 MWs. Air pollution score is normalized to 100. In case , if these power plants are bigger / liquid fuel / oil based, scores will be calculated accordingly. 	
61.	64	Seasoning of wood in steam heated chamber	--	--	--	15	--	15	--	37.5	O-G	<p>Air pollution due to use boiler for supply of steam. Air pollution score is normalized to 100.</p>	
62.	84	Synthetic detergent formulation	--	--	--	15	--	15	--	37.5	G-G	<ul style="list-style-type: none"> This score is valid for the industries which are not manufacturing LABSA. It is procured from outside. Small quantities of emissions are generated from mini boiler. Air pollution score is normalized to 100. 	
63.	69	Tea processing (with boiler)	--	--	--	15	--	15	--	37.5	O-G	<p>With boiler, it is an orange category industry. Without boiler, it will be green category industry.</p>	

Note :

- i. Under the column Revised Category, the full forms of the abbreviations are as follows :
- R-R means original category was Red and revised category is also Red
 - R-O means original category was Red and revised category is Orange
 - O-O means original category was Orange and revised category is also Orange
 - O-G means original category was Orange and revised category is Green
 - O-W means original category was Orange and revised category is White
 - G-O means original category was Green and revised category is Orange
 - G-G means original category was Green and revised category is also Green
 - G-W means original category was Green and revised category is White
- ii. There are specific remarks in respect of some of the industrial sectors. These sectors are either merged with other relevant sectors or deleted due to duplication. The overall details are as follows :

Sl No .	Origin al Sl No.	Industry Sector	Original Categor y	Remarks
1	47	Jobbing and Machining	G	Vague category to be deleted, as such activities have already been covered in other categories.
2	66	Reel manufacturing	G	Already covered in other categories. Hence, deleted
3	1	Assembling of acid lead batteries (up to 10 batteries per day excluding lead plate casting)	G	Already covered in Orange category. Hence, deleted
4	5	Automobile fuel outlets (only dispensing)	G	Minor air pollution due to some fugitive emissions during fuel filling operations. May be exempted from the purview of Consent management.
5	30	Diesel generator sets (15 KVA to 1 MVA)	G	<ul style="list-style-type: none"> Normal operation – 12 hrs a day. Consumption of diesel = 1680 litres for 1 MVA DG set at full load @ 0.21 litres / KVA / hr. Stand-alone DG Sets having total capacity 1 MVA or less and equipped with acoustic enclosures alongwith adequate stack height may be exempted from the purview of Consent management. Higher capacity DG sets have already been covered under Red / Orange categories .

Table G-5: Final List of White Category of Industries

Sl. No.	Orgnl Sl. No.	Industry Sector	W1	W2	W	A1	A2	A	H	W+A+H	Revised Category
1.	3	Assembly of air coolers /conditioners ,repairing and servicing	--	--	--	--	--	--	--	--	G-W
2.	4	Assembly of bicycles ,baby carriages and other small non motorizing vehicles	--	--	--	--	--	--	--	--	G-W
3.	7	Bailing (hydraulic press)of waste papers	--	--	--	--	--	--	--	--	G-W
4.	9	Bio fertilizer and bio-pesticides without using inorganic chemicals	--	--	--	--	--	--	--	--	G-W
5.	11	Biscuits trays etc from rolled PVC sheet (using automatic vacuum forming machines)	--	--	--	--	--	--	--	--	G-W
6.	12	Blending and packing of tea	--	--	--	--	--	--	--	--	G-W
7.	14	Block making of printing without foundry (excluding wooden block making)	--	--	--	--	--	--	--	--	G-W
8.	21	Chalk making from plaster of Paris (only casting without boilers etc. (sun drying / electrical oven)	--	--	--	--	--	--	--	--	G-W
9.	25	Compressed oxygen gas from crude liquid oxygen (without use of any solvents and by maintaining pressure & temperature only for separation of other gases)	--	--	--	--	--	--	--	--	G-W
10.	27	Cotton and woolen hosiers making (Dry process only without any dyeing / washing operation)	--	--	--	--	--	--	--	--	G-W
11.	31	Diesel pump repairing and servicing (complete mechanical dry process)	--	--	--	--	--	--	--	--	G-W
12.	33	Electric lamp (bulb) and CFL manufacturing by assembling only	--	--	--	--	--	--	--	--	G-W

13.	34	Electrical and electronic item assembling (completely dry process)	--	--	--	--	--	--	--	--	G-W
14.	23	Engineering and fabrication units (dry process without any heat treatment / metal surface finishing operations / painting)	--	--	--	--	--	--	--	--	O-W
15.	35	Flavoured betel nuts production/ grinding (completely dry mechanical operations)	--	--	--	--	--	--	--	--	G-W
16.	37	Fly ash bricks/ block manufacturing	--	--	--	--	--	--	--	--	G-W
17.	38	Fountain pen manufacturing by assembling only	--	--	--	--	--	--	--	--	G-W
18.	39	Glass ampules and vials making from glass tubes	--	--	--	--	--	--	--	--	G-W
19.	40	Glass putty and sealant (by mixing with machine only)	--	--	--	--	--	--	--	--	G-W
20.	43	Ground nut decorticating	--	--	--	--	--	--	--	--	G-W
21.	44	Handloom/ carpet weaving (without dying and bleaching operation)	--	--	--	--	--	--	--	--	G-W
22.	48	Leather cutting and stitching (more than 10 machine and using motor)	--	--	--	--	--	--	--	--	G-W
23.	51	Manufacturing of coir items from coconut husks	--	--	--	--	--	--	--	--	G-W
24.	52	Manufacturing of metal caps containers etc	--	--	--	--	--	--	--	--	G-W
25.	55	Manufacturing of shoe brush and wire brush	--	--	--	--	--	--	--	--	G-W
26.	57	Medical oxygen	--	--	--	--	--	--	--	--	G-W
27.	60	Organic and inorganic nutrients (by physical mixing)	--	--	--	--	--	--	--	--	G-W
28.	61	Organic manure (manual mixing)	--	--	--	--	--	--	--	--	G-W
29.	63	Packing of powdered milk	--	--	--	--	--	--	--	--	G-W
30.	64	Paper pins and u clips	--	--	--	--	--	--	--	--	G-W
31.	58	Repairing of electric motors and generators (dry mechanical process)	--	--	--	--	--	--	--	--	O-W
32.	74	Rope (plastic and cotton)	--	--	--	--	--	--	--	--	G-W

33.	76	Scientific and mathematical instrument manufacturing	--	--	--	--	--	--	--	--	G-W
34.	78	Solar module non conventional energy apparatus manufacturing unit	--	--	--	--	--	--	--	--	G-W
35.	79	Solar power generation through solar photovoltaic cell, wind power and mini hydel power (less than 25 MW)	--	--	--	--	--	--	--	--	G-W
36.	83	Surgical and medical products assembling only (not involving effluent / emission generating processes)	--	--	--	--	--	--	--	--	G-W

Note : Under the column Revised Category, the full forms of the abbreviations are as follows :

- a. R-R means original category was Red and revised category is also Red*
- b. R-O means original category was Red and revised category is Orange*
- c. O-O means original category was Orange and revised category is also Orange*
- d. O-G means original category was Orange and revised category is Green*
- e. O-W means original category was Orange and revised category is White*
- f. G-O means original category was Green and revised category is Orange*
- g. G-G means original category was Green and revised category is also Green*
- h. G-W means original category was Green and revised category is White*





केन्द्रीय प्रदूषण नियंत्रण बोर्ड
CENTRAL POLLUTION CONTROL BOARD
(पर्यावरण एवं वन मंत्रालय, भारत सरकार)
(MINISTRY OF ENVIRONMENT & FORESTS, GOVT. OF INDIA)

No. B-29012/ESS/CPA/2015-16

19.08.2015

Sub: "Harmonization of Classification of industries under Red / Orange / Green / White Categories".

During the Conference of the Environment Ministers of States held in New Delhi during April 06-07, 2015, it was resolved to adopt pollution potential criteria for categorization of Red, Orange & Green categories of industries and that a Committee be constituted with State representatives. Further, in the 59th Conference of Chairmen & Member Secretaries of Pollution Control Boards/PCCs held in New Delhi on April 08, 2015, it was agreed to constitute a Committee to look into categorization system of industries based on their respective pollution potential index.

2. Accordingly, a Committee comprising the Chairmen of CPCB, APPCB, TNPCB, MPPCB, MPCB, PPCB, WBPCB and MS, CPCB was constituted vide CPCB OM dated 23.04.2015 to review & classify industrial sectors into different categories based on criteria of respective pollution potential indices.
3. The existing Red (85 sectors) , Orange (73 sectors) and Green (86 sectors) industrial sectors have been assessed as per the proposed formula by a group of Scientists from CPCB . For this purpose , concerned Engineers / Scientists from the Member SPCBs of the Committee were also involved & consulted during May28-29, 2015.
4. After careful examination and consideration of the suggestions of concerned stake-holders the "Draft Document on Revised Concept of Categorization of Industrial Sectors " is prepared by the Committee .

In this context, the Undersigned is directed to forward a copy of the " Draft Document on Revised Concept of Categorization of Industrial Sectors to all the SPCBs, PCCs and concerned Ministries for their comments. Accordingly, the same is enclosed herewith and all the SPCBs, PCCs and concerned Ministries are, hereby requested to provide their comments by 04.09.2015. The comments may kindly be sent through hard copy as well as soft copy at e-mail: nkgupta.cpcb@nic.in , nkgpcb@hotmail.com .

Encl : As above

[N.K. Gupta]
Incharge - ESS

To:

1. All the State Pollution Control Boards / Pollution Control Committees
2. The Secretary, Ministry of Micro Small and Medium Enterprises, New Delhi
3. The Secretary, Ministry of Heavy Industries & Public Enterprises, New Delhi
4. The Advisor & Incharge , CP Division, MoEFCC, New Delhi
5. CPCB Website

'परिवेश भवन' पूर्वी अर्जुन नगर, दिल्ली-110032

'Parivesh Bhawan', East Arjun Nagar, Delhi - 110032

दूरभाष / Tel. : 43102030, फैक्स / Fax : 22305793, 22307078, 22307079, 22301932, 22304948

ई-मेल / e-mail : cpcb@nic.in वेबसाइट / Website : www.cpcb.nic.in



832

Annexure-R7-III

केन्द्रीय प्रदूषण नियंत्रण बोर्ड
CENTRAL POLLUTION CONTROL BOARD
पर्यावरण, वन एवं जलवायु परिवर्तन मंत्रालय, भारत सरकार
MINISTRY OF ENVIRONMENT, FOREST & CLIMATE CHANGE, GOVT. OF INDIA

CP-18/1/2023-IPC-VI-HO-CPCB-HO

Date: 12.02.2025

To

The Chairman
State Pollution Control Board/Pollution Control Committee
(As per the list)

Sub: Directions under section 18(1)(b) of the Water (Prevention & Control of Pollution) Act, 1974 and the Air (Prevention & Control of Pollution) Act, 1981 regarding harmonization of classification of industrial sectors under Red, Orange, Green, White and Blue categories.

WHEREAS, under section 16 (2)(b) of the Water (Prevention and Control of Pollution) Act, 1974 and under Section 16 (2)(c) of the Air (Prevention & Control of Pollution) Act, 1981, one of the functions of the Central Pollution Control Board (CPCB), constituted under the Water (Prevention and Control of Pollution) Act, 1974, is to coordinate activities of the State Pollution Control Boards (SPCBs) and Pollution Control Committees (PCCs); and

WHEREAS, under section 16 (2)(c) of the Water (Prevention and Control of Pollution) Act, 1974 and under Section 16 (2)(d) of the Air (Prevention & Control of Pollution) Act, 1981, one of the functions of the CPCB is to provide technical assistance and guidance to SPCBs and PCCs; and

WHEREAS, it was brought to the notice of CPCB, that different SPCBs/PCCs were following different criteria for the classification of industrial sectors under different categories. Therefore, in 2012, to have uniformity in classification throughout the country, CPCB vide letter no. B-29012/1/2012/ESS/1526-1563, dated 04.06.2012 issued directions under section 18(1)(b) of the Water Act, 1974 and the Air Act, 1981 to SPCBs/PCCs to adopt and implement standardized list of Red, Orange and Green categories of industries; and

WHEREAS, in 2016, the Central Pollution Control Board (CPCB) developed a scoring methodology based on the Pollution Index (PI) to harmonize the criteria for classification of industrial sectors. The PI is determined based on Precautionary Principle- by evaluating potential of water pollution, air pollution, and hazardous waste generation from particular sector. CPCB vide letter no. B-29012//ESS(CPA)/2015-16, dated 07.03.2016 issued directions under section 18(1)(b) of the Water Act, 1974 and the Air Act, 1981 to SPCBs/PCCs to adopt and implement revised classification. SPCBs/PCCs were also directed to categorize any new or left over sectors at their level by constituting a Committee and following the methodology prescribed by CPCB; and

Page 1 of 5

‘परिवेश भवन’ पूर्वी अर्जुन नगर, दिल्ली-110032

Parivesh Bhawan, East Arjun Nagar, New Delhi - 110032

दूरभाष/Tel: 43102030, 22305792, वेबसाइट/Website : www.cpbc.nic.in

(K)

WHEREAS, CPCB vide letter no. B-29016/ROGW/IPC-VI/2020-21, dated 30.04.2020, issued directions under section 18(1)(b) of the Water Act, 1974 and the Air Act, 1981 to SPCBs/PCCs regarding segregated list of non-industrial sectors (activities/ facilities/ infrastructure/ services) such as sewage treatment plants, healthcare facilities, hotels, building and construction projects, airports, highways etc. Further, CPCB also classified few additional sectors from time to time; and

WHEREAS, based on the experience gained over the years in Pollution Index calculation, use of cleaner fuels like PNG/CNG etc., adoption of cleaner technology resulting in reduced emission/wastewater generation, a need was felt to revisit the classification methodology of 2016; and

WHEREAS, during July 2023, CPCB prepared a “Draft Report on Classification of Industrial Sectors into Red, Orange, Green and White Categories: A Tool for Progressive Environmental Management” which was uploaded on CPCB website for seeking comments/suggestions of the stakeholders/public on the same. The draft report was also circulated to SPCBs/PCCs/MoEF&CC for comments; and

WHEREAS, CPCB vide office order dated 26.09.2023 constituted a committee to critically examine and analyse the comments/suggestions and to make recommendations for suitable incorporation in the finalizing the methodology and classification; and

WHEREAS, based on the stakeholders’ comments, a need was felt to promote/incentivize units for adopting measures resulting in better environmental performance. Additionally, a requirement was also felt for separate category – Blue Category- for essential environmental services for management of environmental pollution arising from domestic/household activities. Accordingly, CPCB prepared an “Addendum and substitution thereto in Draft Report on Classification of Sectors into Red, Orange, Green, White and Blue Categories”, which was shared with SPCBs/PCCs and also uploaded on CPCB website on 11.07.2024 for seeking inputs/comments; and

WHEREAS, the amendment in Section-21 of the Air (Prevention and Control of Pollution) Act, 1981 through the Jan Vishwas (Amendment of Provisions) Act, 2023 and amendment in Section-25 of the Water (Prevention and Control of Pollution) Act, 1974 through the Water (Prevention and Control of Pollution) Amendment Act, 2024, grant exemption to certain categories of industries, as notified by Central Government, for obtaining consent under these Acts; and

WHEREAS, the Ministry of Environment, Forest and Climate Change, Government of India vide notification no. G.S.R. 702(E), dated 12.11.2024 granted exemption of consent under the Water Act, 1974 and the Air Act, 1981 to exemption of Consent to Establish (CTE) and Consent to Operate (CTO) to all industrial plants having pollution index score upto 20 (at present total 39 industrial sectors under white categories as per 2016 methodology) subject to



condition that such plant shall inform in writing to the concerned State Pollution Control Board (SPCB) or Pollution Control Committee (PCC); and

WHEREAS, the MoEF&CC vide letter no. Q-15012/2/2022/-CPW-Part (1)/e-240741, dated 14.11.2024 has issued Standard Operating Procedure for implementation of the said Notification dated 12.11.2024. The SOP includes the following provisions for White categories of industries:

- i. Industry to intimate to concerned SPCB/PCC about operations and self-declare the compliance with prevalent rules & regulations,
- ii. Concerned SPCB/PCC to maintain separate list of such industries/activities, and
- iii. Concerned SPCB/PCC to ensure that no activities other than those intimated, are carried out by exempted units.

WHEREAS, the Committee constituted by CPCB evaluated the comments, incorporated the suitable changes and finalized the revised methodology as well as classification of sectors. Final report in this regard titled as "Classification of sectors in to Red, Orange, Green, White and Blue Categories (A tool for progressive environmental management)" was submitted to Ministry of Environment, Forest and Climate Change (MoEF&CC) for concurrence. The MoEF&CC vide letter no. Q-16017-57-2015-CPA, dated 15.01.2025 granted concurrence to the revised classification; and

WHEREAS, as per the revised methodology, the category of the sector is decided based on the following ranges of Pollution Index:

- i. Red: $PI \geq 80$,
- ii. Orange: $55 \leq PI < 80$,
- iii. Green: $25 \leq PI < 55$,
- iv. White: $PI < 25$; and

WHEREAS, based on the revised methodology, CPCB has classified a total of 419 sectors and sub-sectors as under:

- i. The Red Category: 125
- ii. The Orange Category: 137
- iii. The Green Category: 94
- iv. The White Category: 54
- v. The Blue Category: 9; and

WHEREAS, the purpose of classification is to ensure that the industry is established in a manner consistent with the environmental objectives and also to prompt industrial sectors to adopt cleaner technologies, ultimately resulting in the generation of no or minimum pollutants. The revised classification system also defines criteria for incentivizing such industry. The industry may self-assess the PI score as per defined criteria and can submit application to respective SPCBs/PCCs for consideration; and



NOW, THEREFORE, in the exercise of the powers delegated under Section 18(1)(b) of the Water (Prevention & Control of Pollution) Act, 1974 and Section 18(1)(b) of the Air (Prevention & Control of Pollution), Act, 1981 the earlier directions dated 07.03.2016 and subsequent directions/letter in the context of categorization of industries are withdrawn with immediate effect and following '**Directions**' are hereby issued for compliance by all SPCBs and PCCs:

1. That SPCBs and PCCs shall immediately adopt the revised methodology for classification of sectors and list of 419 sectors/sub-sectors classified under Red, Orange, Green, White, and Blue categories as detailed in the **attached** report- "Classification of Sectors into Red, Orange, Green, White and Blue Categories (A tool for progressive environmental management)".
2. That all pending application for consideration of consent (CTE/CTO) and future such application shall be processed as per the revised classification. In case CTE granted before the revised classification, applicability of CTO will be as per revised classification.
3. That the revised sectors/subsectors classified under Red, Orange, Green, White, and Blue category of sectors as given in the attached document shall be used by the SPCBs and PCCs for consent management, inventorization of units under different categories, siting criteria, deciding environmental surveillance frequency, calculation of environmental compensation, etc., as per the guidelines issued from time to time.
4. That SPCBs and PCCs shall prepare the inventory of Red, Orange, Green, White and Blue categories of units operating in their jurisdictions, based on the revised classification. SPCBs and PCCs shall upload the category and sector-wise list of such units on their website. SPCBs and PCCs shall also forward such list to CPCB, latest by 30.06.2025 and thereafter updated list by 30th June every year.
5. That the classification of sectors shall not be linked to sanction of loans/finance of bank proceedings.
6. That any further addition of any new or left-out sector and their classification which is not listed in the revised list of Red, Orange, Green, and White categories, shall be done at the level of concerned SPCB /PCC by constituting a Committee and following revised criteria & guidelines as detailed in the attached report and no concurrence of CPCB shall normally be required. Intimation of same from time to time will suffice. However, addition in Blue Category Sectors-Essential Environmental Services for domestic waste management, will be done at the level of CPCB only. SPCBs/PCCs may forward their proposal, if any, to CPCB in this regard.
7. That SPCBs and PCCs are required to prepare and submit list of additional sector classified under white category to CPCB on annual basis, by 30th of June every year, in the prescribed format (Annexure-V) as given in the attached report, for further notification for exemption from consent as per the provisions of the Jan Vishwas (Amendment of Provisions) Act, 2023, the Water Act, and the Air Act as amended from time to time by MoEF&CC.
8. That SPCBs and PCCs shall constitute a committee as prescribed in the report to evaluate the applications of the units for incentives due to adopting measures resulting in better environmental performance and reduction in PI score. The SPCB/PCC shall

place the separate list of such units on their website and also submit list of such units to CPCB on Annual Basis by 30th June every year.

The SPCBs/PCCs shall acknowledge the receipt of directions and submit the "Action Taken Report" in compliance with these directions to CPCB before 20.02.2025.

Encl. As above.



(Bharat Kumar Sharma)

Member Secretary



Copy to:

1. The Chief Secretary of all the States and UTs
(As per the list)
2. The Secretary,
Ministry of Micro, Small and Medium Entrepreneurs
Udyog Bhawan, Rafi Marg, New Delhi - 110 011
3. The Secretary,
Ministry of Heavy Industries
Udyog Bhawan, Rafi Marg, New Delhi - 110 011
4. The Secretary,
Ministry of New and Renewable Energy
Block-14, CGO Complex,
Lodhi Road, New Delhi-110 003
5. The Joint Secretary (CP Division)
Ministry of Environment, Forests and Climate Change
Indira Paryavaran Bhawan
Jor Bagh Road, New Delhi - 110 003
6. All Regional Directorates, CPCB
(As per the list)



(Bharat Kumar Sharma)

Member Secretary



Address List of The Chief Secretaries of States/UTs	
1. The Chief Secretary, Government of Andhra Pradesh, 1 st Block, A.P Secretariat Office, Velagapudi- 522503 E-mail:- (cs@ap.gov.in)	2. The Chief Secretary, Government of Arunachal Pradesh, Civil Secretariat, Itanagar-791111 E-mail:- (Cs-arunachal@nic.in)
3. The Chief Secretary, Government of Assam, Block-C,3 rd Floor, Assam Sachivalaya, Dispur-781006 E-mail:- (Cs-assam@nic.in)	4. The Chief Secretary, Government of Bihar, Main Secretariat, Patna-800015 E-mail:- (Cs-bihar@nic.in)
5. The Chief Secretary, Government of Chattisgarh, Mahanadi Bhawan, Mantralaya, Naya Raipur-492002 E-mail:- (Csoffice.cg@gov.in)	6. The Chief Secretary, Government of Goa, Secretariat, Porvrom, Bardez, Goa-403521 E-mail:- (Cs-goa@nic.in)
7. The Chief Secretary, Government of Gujarat, 1 st Block, 5 th Floor, Sachivalaya, Gandhinagar-382010 E-mail:- (chiefsecretary@gujarat.gov.in)	8. The Chief Secretary, Government of Haryana, 4 th Floor, Haryana Civil Secretariat, Sector-1, Chandigarh-160019 E-mail:- (cs@hry.nic.in)
9. The Chief Secretary, Government of Himachal Pradesh, H.P Secretariat, Shimla-171002 E-mail:- (Cs-hp@nic.in)	10. The Chief Secretary, Government of Jammu & Kashmir, R. No. 2/7, 2 nd Floor, Main Building, Civil Secretariat, Jammu-180001 E-mail:- (Cs-jandk@nic.in)
11. The Chief Secretary, Government of Jharkhand, 1 st Floor, Project Building, Dhurwa, Ranchi-834004 E-mail:- (Cs-jharkhand@nic.in)	12. The Chief Secretary, Government of Karnataka, Room No. 320, 3 rd Floor, Vidhan Soudha, Bengaluru-560001 E-mail:- (cs@karnataka.gov.in)

13.	The Chief Secretary, Government of Kerala, Secretariat, Thiruvananthapuram-695001 E-mail:- (chiefsecy@kerala.gov.in)	14.	The Chief Secretary, Government of Maharashtra, CS office main building, Mantralaya, 6 th Floor, Madame Cama Road, Mumbai-400032 E-mail:- (cs@maharashtra.gov.in)
15	The Chief Secretary, Government of Manipur, South Block, Old Secretariat, Imphal-795001 E-mail:- (Cs-manipur@nic.in)	16	The Chief Secretary, Government of Mizoram, New Secretariat Complex, Aizwal-796001 E-mail:- (Cs_miz@rediffmail.com)
17	The Chief Secretary, Government of Meghalaya, Main Secretariat Building, Room No. 316, Shillong-793001 E-mail:- (Cso-meg@nic.in)	18.	The Chief Secretary, Government of Madhya Pradesh, MP Mantralaya, Vallabh Bhavan, Bhopal-462004 E-mail:- (cs@mp.nic.in)
19.	The Chief Secretary, Government of Nagaland, Civil Secretariat, Kohima-797004 E-mail:- (csngl@nic.in)	20	The Chief Secretary, Government of Odisha, General Administration Department, Odisha Secretariat, Bhubaneswar-751001 E-mail:- (csori@nic.in)
21	The Chief Secretary, Government of Punjab, Chandigarh-160001 E-mail:- (cs@punjab.gov.in)	22	The Chief Secretary, Government of Sikkim, New Secretariat, Gangtok-737101 E-mail:- (Cs-skm@nic.in)
23.	The Chief Secretary, Government of Rajasthan, Secretariat, Jaipur-302005 E-mail:- (csraj@rajasthan.gov.in)	24.	The Chief Secretary, Government of Telangana, Block C, 3 rd Floor, Telangana Secretariat, Khairatabad, Hyderabad-500022 E-mail:- (cs@telangana.gov.in)

25	The Chief Secretary, Government of Tripura, New Secretariat Complex, Agartala-799010 E-mail:- (Cs-tripura@nic.in)	26	The Chief Secretary, Government of Tamil Nadu, Secretariat, Chennai-600009 E-mail:- (cs@tn.gov.in)
27.	The Chief Secretary, Government of Uttarakhand, 4 Subash Road, Uttarakhand Secretariat, Dehradun-248001 E-mail:- (Cs-uttarakhand@nic.in)	28.	The Chief Secretary, Government of Uttar Pradesh, 1 st Floor, Room No. 110, Lal Bahadur Shastri Bhawan, Uttar Pradesh Secretariat, Lucknow-226001 E-mail:- (csup@nic.in)
29.	The Chief Secretary, Andaman and Nicobar Administration, Secretariat, Port Blair-744101 E-mail:- (Cs-andaman@nic.in)	30	The Advisor to the Administrator, Chandigarh Secretariat, Sector 9, Chandigarh-160009 E-mail:- (adviser-chd@nic.in)
31.	The Chief Secretary, Government of NCT of Delhi, Delhi Secretariat, IP Estate, New Delhi-110002 E-mail:- (csdelhi@nic.in)	32.	The Advisor to Administrator, Daman & Diu and Dadar & Nagar Haveli, Secretariat, Moti, Daman-396220 E-mail:- (Devcom-dd@nic.in)
33.	The advisor to the Administrator, U.T of Lakshadweep, Kavaratti-682555 E-mail:- (lk-advisor@gov.in)	34.	The Chief Secretary, Government of Puducherry, Main Building, Chief Secretariat, Puducherry-605001 E-mail:- (cs@py.gov.in)
35.	The Chief Secretary, Government of West Bengal, Nabanna, 13 th Floor, 325 Sarat Chatterjee Road, Mandirtala, Shibpur, Howrah-711102 E-mail:- (Cs-westbengal@nic.in)	36	The Advisor to Hon'ble Lt. Governor of Ladakh, Civil Secretariat, Leh-Ladakh-194101 E-mail:- (Advisor-lg-ladakh@gov.in)

Address List of The Chairman, SPCBs/PCCs

1.	The Chairman Andhra Pradesh Pollution Control Board D.No. 33-26-14 D/2, Near Sunrise Hospital, Pushpa Hotel Centre, Chalamvari Street, Kasturibaipet, Vijayawada- 520007 (Andhra Pradesh) Email:- (chairman@appcb.gov.in)	2.	The Chairman Arunachal Pradesh State Pollution Control Board Paryavaran Bhawan, Yupia Road, Papu Nalah, Naharlagun – 791110 (Arunachal Pradesh) Email:- (arunachalspcb@gmail.com)
3.	The Chairman Assam Pollution Control Board Bamunimaidan, Guwahati – 781021 (Assam) Email:- (chairman@pcbassam.org)	4.	The Chairman Bihar State Pollution Control Board Parivesh Bhawan, Plot No.N-B/2, Patliputra Industrial Area Patna-800010 (Bihar) Email:- (chairmanbpspcb-bihar@gov.in)
5.	The Chairman Chhattisgarh Environment Conservation Board Paryavas Bhawan, North Block, Sector-19 Atal Nagar, Raipur– 492 002 (Chhattisgarh) Email:- (henv.cg@nic.in)	6.	The Chairman Goa State Pollution Control Board Nr. Pilerne Industrial Estate, Opp. Saligao Seminary, Saligao ,Bardez,- 403511(Goa) Email:- (chairman-gspcb.goa@nic.in)
7.	The Chairman Gujarat Pollution Control Board Paryavaran Bhavan, Sector-10A, Gandhinagar– 382043 (Gujarat) Email:- (chairman-gpcb@gujarat.gov.in)	8.	The Chairman Haryana State Pollution Control Board C-11, Sector 6, Panchkula- 134109 (Haryana) Email:- (hspcbho@gmail.com)
9.	The Chairman Himachal Pradesh State Pollution Control Board Paryavaran Bhavan, Phase III, New Shimla – 171009 Email:- (chairmanpcbhp@gmail.com)	10.	The Chairman Jammu & Kashmir Pollution Control Committee, Parivesh Bhawan, Forest Complex, Gladni, Narwal, Transport Nagar, Jammu-180004 Email:- (chairman87jkspcb@gmail.com)
11.	The Chairman Jharkhand State Pollution Control Board T.A Building, HEC Campus, P.O. Dhurwa Ranchi – 834004, (Jharkhand) Email:- (ranchijspcb@gmail.com)	12.	The Chairman Karnataka State Pollution Control Board Parisara Bhavan, #49, Church Street, Bengaluru – 560 001, (Karnataka) Email:- (chairman@kspcb.gov.in)

13.	The Chairman Kerala State Pollution Control Board Plamoodu, Pattom P.O Thiruvananthapuram-695004 (Kerala) Email:- (chn.kspcb@gov.in)	14.	The Chairman Maharashtra Pollution Control Board Kalpataru Point, 3rd& 4th floor, Opp. PVR Cinema, Sion Circle (E), Mumbai- 400022 (Maharashtra) Email:- (chairman@mpcb.gov.in)
15	The Chairman Manipur Pollution Control Board Lamphelpat, Imphal West D.C. Office Complex – 795004 (Manipur) Email:- (radhakishore888@gmail.com)	16	The Chairman Mizoram State Pollution Control Board New Secretariat Complex, Khatla, Thlanmual Peng, Aizwal Mizoram- 796001 Email:- (mpcb@mizoram.gov.in)
17	The Chairman Meghalaya State Pollution Control Board Arden, Lumpyngngad, Shillong – 793014 Email:- (megspcb@rediffmail.com)	18.	The Chairman Madhya Pradesh Pollution Control Board ParyavaranParisar, E-5 Arera Colony Bhopal – 462016 Email:- (chairman-mppcb@mp.gov.in)
19.	The Chairman Nagaland State Pollution Control Board Signal Point, Dimapur, Nagaland – 797112 Email: - (npcb2@yahoo.com)	20	The Chairman Odisha State Pollution Control Board Paribesh Bhawan A-118, Nilakanta Nagar, Unit –VIII, Bhubaneshwar – 751012. Email: - (chairman@ospcboard.org)
21	The Chairman Punjab State Pollution Control Board Nabha Road, ITI Rd, Adarsh Nagar, Prem Nagar, Patiala - 147001. Email:- (chairman.ptl.ppcb@punjab.gov.in)	22	The Chairman Sikkim State Pollution Control Board Department of Forest, Environment & Wildlife Management Government of Sikkim, Deorali, Gangtok, -737102 (Sikkim) Email:- (spcbsikkim@gmail.com)
23.	The Chairman Rajasthan State Pollution Control Board A-4 Institutional Area, Jhalane Dungri Jaipur – 302004. (Rajasthan) Email:- (chairperson@rpcb.nic.in)	24.	The Chairman Telangana Pollution Control Board Paryavaran Bhavan A-3, Industrial Estate, Sanath Nagar, Hyderabad – 500 018 (Telangana) Email:- (chief.advisor@telangana.gov.in)

25	The Chairman Tripura State Pollution Control Board Parivesh Bhawan Pt. Nehru Complex, Gorkhabasti P.O., Kunjaban, Agartala, Tripura - 799 006 Email:- (bagarwala00@gmail.com)	26	The Chairman Tamil Nadu Pollution Control Board No. 76, Mount Salai, Guindy, Chennai – 600032 (Tamil Nadu) Email:-(chairman@tnpcb.gov.in)
27.	The Chairman Uttarakhand Pollution Control Board Gaura Devi Bhawan, 46 B IT Park Sahastradhara, Dehradun-248001 Uttarakhand Email:- (Secy-for-ua@nic.in)	28.	The Chairman Uttar Pradesh Pollution Control Board Building No. TC-12V VibhutiKhand, Gomti Nagar, Lucknow– 226010, (Uttar Pradesh) Email:- (chairman@uppcb.in)
29.	The Chairman Andaman & Nicobar Islands Pollution Control Committee Department of Science & Technology Dollyganj Van Sadan, Haddo P.O., Port Blair-744102, (Andaman & Nicobar) Email:- (secretaryuddm@gmail.com)	30	The Chairman Chandigarh Pollution Control Committee Paryavaran Bhawan Madhya Marg, Sector - 19 B, Chandigarh – 160019. Chandigarh Email:- (cpcc-chd@nic.in)
31.	The Chairman Delhi Pollution Control Committee 4 th & 5 th Floor, ISBT Building, Kashmere Gate, Delhi - 110006. Email:- (chdpcc@nic.in)	32.	The Chairman Daman, Diu & Dadra Nagar Haveli Pollution Control Committee 1 st Floor, Udhog Bhavan Bhenslore, Dunetha Nani Daman, Daman – 396210 Email:- (fs-dmn-diu@nic.in)
33.	The Chairman Lakshadweep Pollution Control Committee Lakshadweep Administration Department of Science, Technology & Environment Kavarati – 682555. (Lakshadweep) Email:- (lk-advisor@gov.in)	34.	The Chairman Puducherry Pollution Control Committee Department of Science, Technology & Environment 3rd Floor, Housing Board Complex, Anna Nagar, Nellithope, Puducherry – 605 005 Email:- (secytran@py.gov.in)
35.	The Chairman West Bengal Pollution Control Board Paribesh Bhavan Canteen, 10A, Sector III, Bidhannagar, Kolkata- 700106 West Bengal Email:- (chrnm.wbpcbwb@bangla.gov.in)	36	The Chairman Ladakh Pollution Control Committee Skara Yokma, Near KBR Airport, Leh-194101 UT of Ladakh Email:- (Admsecyutl.hfee@gmail.com)

Address list of The Regional Directors, CPCB

<p>1. The Regional Director (Kolkata) Central Pollution Control Board 502, Southend Conclave 1582, Rajdanga Main Road Kolkata-700107</p> <p>E-mail:- (rdkolkata.cpcb@gov.in)</p>	<p>2. The Regional Director(Vadodara) Central Pollution Control Board Parivesh Bhawan, Opp. Ward No. 10 VMC Office Subhanpura, Vadodara – 390 023 Gujarat</p> <p>E-mail: - (pcrdvad.cpcb@gov.in)</p>
<p>3. The Regional Director (Shillong) Central Pollution Control Board BSNL NE- 1, Telecom Circle CTO Building Ground Floor Shillong-793001</p> <p>E-mail: - (zoshillong.cpcb@nic.in)</p>	<p>4. The Regional Director (Bhopal) Central Pollution Control Board 3rd Floor, Sahkar Bhawan North T.T Nagar Bhopal- 462003</p> <p>E-mail: - (cpcb.bhopal@gov.in)</p>
<p>5. The Regional Director (Lucknow) Central Pollution Control Board Ground Floor, PICUP Bhawan Vibhuti Khand, Gomti Nagar Lucknow- 226020</p> <p>E-mail: - (zolucknow.cpcb@nic.in)</p>	<p>6. The Regional Director (Bengaluru) Central Pollution Control Board 1st& 2nd Floors, Nisarga Bhawan A-Block, Thimmaiah Main Road 7th D Cross, Shivanagar Opposite Pushpanjali Theatre Bengaluru-560010</p> <p>E-mail:- (zobangalore.cpcb@nic.in)</p>
<p>7. The Regional Director(Chandigarh) Central Pollution Control Board BSNL Exchange, 2nd Floor Sector 49-C, Chandigarh-160047</p> <p>E-mail: - (rdchandigarh.cpcb@gov.in)</p>	<p>8. The Regional Director (Chennai) Central Pollution Control Board Regional Directorate - Chennai 2nd Floor, 40-E, BSNL Building TVK Industrial Estate, CIPET Road, Guindy, Chennai – 600032.</p> <p>E-mail: - (rdchennai.cpcb@gov.in)</p>
<p>9. The Regional Director (Pune) Central Pollution Control Board Row House No. 1, Nisarg Vihar, Near Mitcon International Public School, Balewadi, Pune-411045</p> <p>E-mail: - (rdpune.cpcb@gov.in)</p>	



Classification of Sectors into Red, Orange, Green, White and Blue Categories

(A tool for progressive environmental management)



Central Pollution Control Board

“Parivesh Bhawan”, East Arjun Nagar

Delhi-110032

(January 2025)

845**सत्यमेव जयते****FOREWORD****केन्द्रीय प्रदूषण नियंत्रण बोर्ड**

पर्यावरण, वन एवं जलवायु परिवर्तन मंत्रालय, भारत सरकार

CENTRAL POLLUTION CONTROL BOARD

MINISTRY OF ENVIRONMENT, FOREST & CLIMATE CHANGE, GOVT. OF INDIA

तन्मय कुमार, भा.प्र.से.
अध्यक्ष**Tanmay Kumar**, I. A. S.
Chairman

The concept of classifying industries into different pollution categories originated in 1989 with the Doon Valley (Uttarakhand) Notification issued by Ministry of Environment and Forests. Subsequently the concept of pollution index was developed by Central Pollution Control Board (CPCB) during 2016 to classify the sectors into different category. The 2016 classification helped State Pollution Control Boards (SPCBs)/Pollution Control Committees (PCCs) in streamlining consent management, prioritizing regulatory oversight & environmental monitoring, taking decision related to siting of units, etc. However, necessity felt for refining the concept of calculating Pollution Index to overcome certain limitation and to bifurcate sub-sectors based on pollution load, scale of operation etc.

Accordingly, draft methodology was prepared and widely circulated for inputs/comments/suggestions by placing the same on CPCB website (public domain) as well as by inviting comments from MoEF&CC/SPCBs/PCCs. As of 11.08.2024, i.e. the extended date for receipt of suggestions, CPCB received 170 representations, comprising over 700 comments from PSUs, NGOs, industries, industrial associations, including feedback from SPCBs of Kerala, Nagaland, Tamil Nadu, Mizoram, West Bengal, Punjab and Lakshadweep. The report has been finalised after examining all the comments by a working committee.

The 2025 classification methodology bifurcates sub-sectors based on pollution load, scale of operation, production technology, and type of fuel used into Red, Orange, Green, White and Blue categories. Red indicates the highest pollution potential, requiring stringent regulatory oversight, while White signifies minimal or no pollution, with much reduced compliance burden of merely intimation to the concerned SPCBs/PCCs. **A new Blue Category has also been introduced to distinguish the Essential Environmental Services** required for management of environmental concerns arising from anthropogenic pollution due to domestic/household activities which otherwise will have large littering potential. Additional 2 years validity for consent to operate (as per Pollution Index) is prescribed for the blue category.

This report also outlines the implementation pathway, which includes guidelines for State Pollution Control Boards/Pollution Control Committees to follow and implement the new classification system. Earlier classified 257 sectors have now been bifurcated and classified into 403 sectors (including sub sectors) and additionally, 16 new sectors have been introduced. Thus, the revised classification of 273 key sectors comprising of total 419 sectors/sub-sectors are further classified into Red Category (125 nos.), Orange Category (137 nos.), Green Category (94 nos.), White Category (54 nos.) and Blue Category (9 nos.). Progression between red, orange and green categories for the industrial sectors is also incorporated based on the use of less polluting available processes and technologies.

The report also comprises provisions for individual units to adopt cleaner technologies and practices resulting in reduction of pollution load in any sector. Incentives, such as extended validity for Consent to Operate (CTO) and reduced inspection frequencies, are outlined to encourage continual improvement of environmental performance. The incentive mechanism allowing progression between categories will thereby promote Ease of Doing Business by extended consent validity and enhance duration between inspections, thereby leading to reduced compliance burden.

To sum up, this report aims to create a more transparent, consistent, and incentivized regulatory mechanism for better environment management, promoting sustainable industrial development and better governance. I hope the report will be useful to all concerned in the field of industrial pollution control in the country and would incentivise the industries to switch over to cleaner process and technology leading to reduced air, water and soil pollution and also encourage setting up of blue category industries.

I would like to place on record my sincere appreciation for the hard work and valuable contributions by the CPCB team comprising of Shri Amit R. Thakkar, Add. Director, Shri Saubhagya Dixit, Scientist D, and Dr. Anantha N. S., SSA under the guidance of Shri Bharat Kumar Sharma, Member Secretary. I would also like to extend my thanks to Dr. Prashant Gargava, former Member Secretary, Shri P. K. Gupta, former Director and Shri Ajay Aggarwal, former Director, for their contribution. I would also express gratitude to the Working Committee, CPCB, MoEF&CC, SPCBs/PCCs and others for their contributions in the preparation of this report.

(Tanmay Kumar)**परिवेश भवन, पूर्वी अर्जून नगर, दिल्ली-110 032, भारत****Parivesh Bhawan, East Arjun Nagar, Delhi-110 032, India**

Tel. +91-11-22307233, Tele Fax : +91-11-22304948, e-mail: ccb.cpcb@nic.in

CONTRIBUTORS

Overall Guidance

1. Shri Tanmay Kumar, IAS, Chairman, CPCB
2. Shri Bharat Kumar Sharma, Member Secretary, CPCB

Working Committee

1. Shri B. Vinod Babu,
Scientist 'F' and Div. Head, WM-II & IT, CPCB, Delhi : Chairman
2. Shri V. P. Yadav
Scientist 'F' and Div. Head, WM-I, CPCB, Delhi : Member
3. Shri Dinabandhu Gauda,
Scientist 'F' and Div. Head, IPC-I, CPCB, Delhi : Member
4. Shri Nazimuddin,
Scientist 'F' and Div. Head, IPC-II, CPCB, Delhi : Member
5. Shri Kamlesh Singh,
Scientist 'E' and Div. Head, IPC-III, CPCB, Delhi : Member
6. Smt. Anamika Sagar,
Scientist 'E' and Div. Head, IPC-IV & V, CPCB, Delhi : Member
7. Shri P. K. Gupta,
Scientist 'F' and Div. Head, IPC-VI & VII, CPCB, Delhi : Member
8. Shri Amit Thakkar,
Scientist 'E', IPC-VI & VII Division, CPCB, Delhi : Member Convenor

Report preparation, finalization and overall coordination

1. Shri P. K. Gupta, Former Scientist 'F', CPCB, Delhi
2. Shri Amit Thakkar, Scientist 'E', and Divisional Head, IPC-VI&VII, CPCB, Delhi
3. Shri Saubhagya Dixit, Scientist 'D', IPC-VI Division, CPCB, Delhi

Development of Online Calculator:

Dr. Anantha N. S., Senior Scientific Assistant, Regional Directorate, Bengaluru

EXECUTIVE SUMMARY

The concept of classification of industrial sectors into red, orange, and green categories based on the size of operations and consumption of resources was first introduced in 1989 for Doon Valley, Uttarakhand. This classification aimed to aid decisions regarding siting of industries. Over the period of time, this concept was extended nationwide to manage consents and establish norms for surveillance and inspection of industry. In 2012, to have uniformity in classification throughout the country, the Central Pollution Control Board (CPCB) issued a standardized list of 244 sectors, classified under red (85 sectors), orange (73 sectors) and green (86 sectors) categories.

In 2016, the Central Pollution Control Board (CPCB) developed a scoring methodology based on the Pollution Index (PI) to harmonize the criteria for categorizing industries. This PI was determined by evaluating water pollution, air pollution, and hazardous waste generation. Using this methodology, CPCB classified 257 industrial sectors into four categories: Red (63 sectors), Orange (91 sectors), Green (65 sectors), and White (38 sectors). The White category was introduced for sectors considered "practically non-polluting" during 2016. Additionally, State Pollution Control Boards (SPCBs) and Pollution Control Committees (PCCs) were authorized to categorize any new or left over sectors according to the CPCB's 2016 methodology.

Further, based on the experience gained over the years, the increased use of cleaner fuels like PNG and bio-CNG, adoption of cleaner technology resulting into reduced wastewater generation, normalisation approach & different formula for calculating PI etc. a need was felt to revisit the classification methodology of 2016 for several such identified areas for improvement. Separate scoring for trade effluent and sewage effluent was also required due to differing characteristics and treatment methods.

Considering the scope of revision, CPCB published a draft report revising the methodology for calculating PI and accordingly classification of sectors into Red, Orange, Green, and White categories based on pollution index range was placed in the public domain for inputs/comments. Around 160 representations comprising more than 700 comments were received. Based on feedback/suggestions and examination of same by the working committee constituted for the purpose, the methodology was finalised. As per the final methodology, the scoring criteria for the following three major pollutant groups are as follows:

- i. Water Pollutant Score (PI_W): Assesses the water pollution potential considering the oxygen demand of wastewater, other pollutants in the wastewater and quantity of wastewater generated.
- ii. Air Pollutant Score (PI_A): Evaluates the potential air pollution due to process emissions (point source), work zone emissions (fugitive and odour) and type & quantity of fuel used.
- iii. Waste Pollutant Score (PI_H): Considering the type and quantity of waste (which are hazardous/toxic/infectious/bulk in nature) generated.

Each pollutant group is scored out of 100, and the Cumulative Pollution Index is calculated. The category of the sector is decided based on the pollution index range, if $PI \geq 80$ the category

of sector is Red, if PI ranges between $55 \leq PI < 80$, the category of sector is orange, similarly for the range of PI between $25 \leq PI < 55$, the category is Green and for $PI < 25$, the category of the sector is white.

Further, based on the stakeholders' comments, a need was felt to introduce a separate "blue category" for Essential Environmental Services (ESS) required for management of waste generated from domestic/household activities and, an incentive mechanism to promote units in a particular sector, taking measures resulting into better environmental performance. An addendum was prepared, shared and presented to all SPCBs/PCCs. The addendum was also placed in the CPCB Website on 11.07.2024 for inputs/comments. 09 representations were received in the addendum. All representations were examined, and classification based on revised methodology is finalised. Based on the revised methodology, CPCB has classified total 419 sectors and sub-sectors under Red (125), Orange (137), Green (94), White (54) and Blue (9) categories.

The report introduced incentive mechanism for the units in any sector that adopt environment friendly practices such as treatment and recovery of 100% wastewater, use of 100% cleaner fuel/renewal energy etc. and ensuring continuous compliance. These incentives are designed to encourage continuous improvement in environmental performance and to reward units that demonstrate proven implementation of sustainable practices and compliances.

Following are the salient features of the revised classification methodology:

- Methodology focusses on "Potential to pollute the environment" by the sector.
- Simplified single formula for Cumulative Pollution Index for all cases.
- Equal weightage to all three pollutant groups- Air, Water, and Waste.
- Cumulative PI based on weighted proportionate scores of pollutant groups.
- Separate scoring criteria for sectors generating sewage (such as Building & construction projects, STPs, Airports, etc.) and bio-medical waste (Health Care Facilities).
- Introduced Blue Category for 9 sectors under Essential Environmental Services required for management of waste generated from domestic/household activities.
- Appropriate weightage to scale of operations by introducing more slabs to bifurcates sub-sectors based on pollution load, scale of operation, production technology and type of fuel used.
- Introduction of sub-categories for sectors based on cleaner technologies, fuel types, integrated/segregated operations etc.
- Motivation to industries for progressive environmental management.
- A tool to assess the Cumulative Pollution Index and category based on revised method.

This report, prepared by the Central Pollution Control Board (CPCB), presents a revised methodology for classifying sectors based on their pollution potential. The classification aims to enhance environmental management and regulatory oversight by classifying sectors into red, orange, green, white, and blue categories. The report covers in detail about the genesis of

classification, need for the revision of 2016 methodology, scoring methodology for calculation of cumulative PI, etc.

The report also outlines guidelines for implementing the classification system. The classification may be used for consent management, inspection frequency, siting criteria, cluster development, pollution control plans, levying environmental compensation, promoting progressive environmental management, etc.

LIST OF ABBREVIATION

CBG: Compressed Biogas

CNG: Compressed Natural Gas

CPI: Cumulative Pollution Index

CPCB: Central Pollution Control Board

CTE: Consent to Establishment

CTO: Consent to Operate

EC: Environment Compensation

ETP: Effluent Treatment Plant

EES: Essential Environmental Services

Gen-Set: Generator Set

HAPs: Hazardous Air Pollutants

HCFs: Health Care Facilities

HW: Hazardous Waste

MoEF&CC: Ministry of Environment, Forest & Climate Change

LNG: Liquefied Natural Gas

LPG: Liquefied Petroleum Gas

NGT: National Green Tribunal

NOC: No Objection Certificate

OCEMS: Online Continuous Effluent/Emission Monitoring System

PCC: Pollution Control Committee

PM: Particulate Matter

PI: Pollution Index

PI_A: Air pollutant score

PI_H: Waste pollutant score

PI_w: Water pollutant score

PNG: Piped Natural Gas

SPCB: State Pollution Control Board

TTZ: Taz Trapezium Zone

VOCs: Volatile Organic Compounds

TABLE OF CONTENT

CHAPTER-1: Genesis and Journey of Classification	1
1.1 Introduction.....	1
CHAPTER-2: Modified Methodology for Classification	3
2.1 Need and scope for revision of methodology	3
2.2 Modified methodology for classification of industrial sectors	4
2.2.1 Scoring criteria for Water Pollutant “PI _W ”	6
2.2.2 Scoring criteria for Air Pollutant “PI _A ”:	8
2.2.3 Scoring criteria for Industrial Waste Generating Sector “PI _H ”	10
2.3 Computation of Cumulative Pollution Index and criteria for deciding category of sector	12
CHAPTER-3: Classification of Sectors as per Revised Methodology	15
3.1 Types of sectors based on their activities	15
3.2. Usage of classification of sectors.....	17
3.3 Classification of left-out/new sectors.....	17
CHAPTER-4: Incentives to units in a sector for adopting measures resulting to better environmental performance	19
4.1 Eligibility Criteria	19
4.2. Evaluation Criteria	20
4.3. Re-assessment of Pollution Index (PI).....	22
4.4 Incentives to the units for better environmental management.....	23
CHAPTER-5: Implementation pathway/guidelines	25
REFERENCES	28
ANNEXURE-I: List of Industrial Sectors	30
ANNEXURE-II: List of Essential Environmental Services	75
ANNEXURE-III: List of Service/Infrastructure Development Sectors	78
ANNEXURE-IV: List of Other/Special Category Sectors	84
ANNEXURE-V: Format for submission of information by SPCBs/PCCs regarding sectors classified under white category	86

LIST OF TABLES

Table I: Scoring Criteria for Water Polluting Sector.....	7
Table II : Scoring criteria for air polluting sectors	9
Table III: Scoring criteria for waste generating Sectors.....	11
Table IV: Ranges of Cumulative Pollution Index for different categories.....	12
Table V: Number of sectors classified under different categories	16
Table VI: Structure of Committee to evaluate the request of units adopting measures resulting in better environmental performance	20
Table VII: Checks and balances to assess the adequacy of environment management measures.....	21
Table VIII: Nomenclature for revised category.....	23
Table IX: Incentives to units for better environmental performance.....	23



Genesis and Journey of Classification

1.1 Introduction

The notifications issued by the Ministry of Environment and Forest during 1989 for Doon Valley, Uttarakhand introduced the concept of classification of industries as red, orange, and green categories. The purpose of this classification was to facilitate decisions related to location of these industries. The criteria for classification of industries was primarily based on quantity of industrial effluent, quantity of fuel/coal, and the number of employees, and amount of waste generated. The notification included list of 129 sectors, classified under red (45), orange (35), and green (39) categories. The criteria used for Doon Valley Notification, 1989 is summarized in the **Figure I**.

Green	Orange	Red
Permitted <ul style="list-style-type: none"> No discharge of industrial effluent Non-Obnoxious & non-hazardous industries Employees up to 100 Process does not involve- tanning, dyeing, pickling, pulping, etc. E.g. Toys, ice cream, candles, carpet weaving, etc. 	Permitted after MoEF approval <ul style="list-style-type: none"> Liquid effluent up to 500 KLD which can be controlled with suitable proven technology Coal/fuel up to 24 TPD Employees up to 500 E.g. Ceramics, tyres, soft-drinks, wire drawing, instant tea/coffee, petroleum storage, etc. 	Not Permitted <ul style="list-style-type: none"> Liquid effluent > 500 KLD which can not be controlled with suitable technology Coal/fuel > 24 TPD Employees > 500 E.g. Cement, refinery, sugar, explosives, acid & their salts, power plants fertilizers, etc.

Figure I: Criteria for classification of industries in Doon Valley Notification, 1989

Subsequently, the application of this concept was extended to other parts of the country not only for the purpose of location of industries, but also for the purpose of consent management and formulation of norms related to surveillance/inspection of industries. As the State Pollution Control Boards (SPCBs) and Pollution Control Committees (PCCs) were following different

categorization of industries, to maintain the uniformity across the country, during 2012, CPCB issued a list of 244 sectors, classified under red (85), orange (73) and green (86) categories.

In order to harmonize the criteria for categorization, during the year 2016, CPCB developed the scoring methodology to classify the industries based on the Pollution Index (PI) which was a function of water pollution, air pollution and hazardous waste generation. Based on this methodology, CPCB has classified 257 sectors under red (63), orange (91), green (65) and white (38) categories and directed SPCBs/PCCs to adopt the same. During 2016, CPCB introduced white category as a new category for such sectors which are “practically non-polluting”. SPCBs/PCCs were also empowered to categorize any new/left-out sector at their own level, following the methodology prescribed by CPCB. Additionally, during 2020, CPCB also segregated the list of non-industrial operations/facilities. The overall journey of classification may be understood with the help of milestone chart shown in **Figure II**.

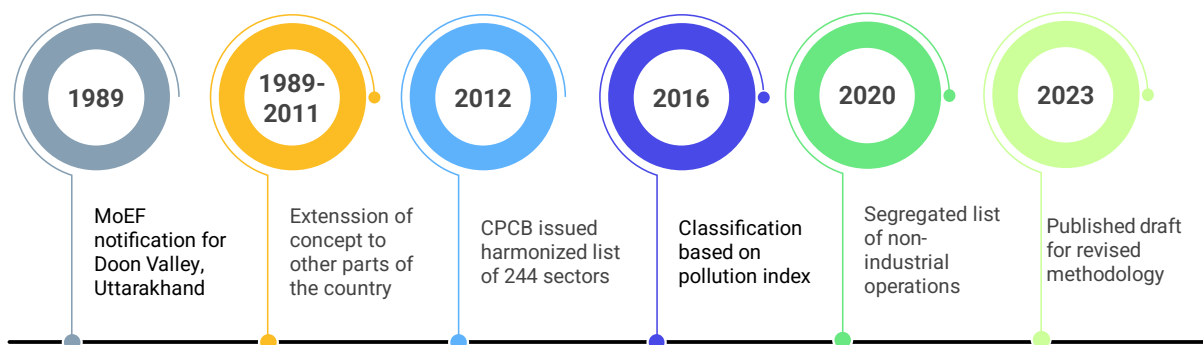


Figure II: Genesis and journey of classification of sectors

The concept of categorization is based on the “Precautionary Principle”, which focuses on potential of industries to pollute the environment. The purpose of categorization is to ensure that the industry is established in a manner consistent with the environmental objectives and to prompt industrial sectors to adopt cleaner technologies, ultimately resulting in generation of minimum pollutants.

2

Modified Methodology for Classification

2.1 Need and scope for revision of methodology

Based on the experience gained over the years, a need was felt to revisit the 2016 methodology for classification of sectors considering following scope of improvement:

i. Assessment of Pollution Index:

The category of any industrial sector depends on the Pollution Index (PI), which comprises of scores of three pollutant groups i.e., air pollution, water pollution and hazardous waste. The water and air pollutants were each assigned a weight of 40%. However, the hazardous waste generation was given 20% weightage in pollution index.

As per the classification methodology of 2016, in case of absence of any pollutant groups, pollution index was normalized to 100. As a result, different formulas were required to compute pollution index.

Further, the normalization method has certain limitations while comparing pollution potential among sectors having scores for all three pollutant groups verses score only for any one/two pollutant group(s). Moreover, it was also observed that in some sectors normalization involved subjectivity based on perception.

ii. Size of operations of industrial activities:

It was observed that, there was less variation in PI score of industry based on size of operation in same sector. Limited variables/slabs were considered for the quantity of wastewater discharge and fuel consumption. It was also observed that adequate weightage in the considered variables/slabs to account the variation in size of operations of industrial activities need to introduce.

**iii. Consideration to segregated industrial activities:**

Although there were differences in pollution potential of integrated and standalone units of a particular sector, the classification methodology (2016) classifies the integrated or standalone units in the same sector. For example, standalone cement grinding units will have less pollution potential than integrated cement plants, but both were classified under red category.

iv. Consideration of type of fuel used:

In industrial operations requiring fuels, the amount of emissions is governed by many factors such as the type of fuel and its calorific value, combustion efficiency, emission factors, etc. Use of biomass and cleaner gaseous fuels such as Piped Natural Gas (PNG), Liquefied Petroleum Gas (LPG), Compressed Natural Gas (CNG), bio-CNG etc. have increased significantly in recent years. It was observed that adequate weightage based on type of fuel used is required.

v. Separate scoring for sewage and trade effluent:

It is desirable to have separate wastewater scoring criteria for the sectors generating trade effluent and sewage effluent, as characteristics, treatment method and impact are different for trade effluent generated from industrial sectors and sewage effluent generated from infrastructure & development sectors.

vi. Motivation to industries for progressive environmental management:

In the previous classification regime, there was no effective provision for change in category of industries based on the variation in pollution potential of a sector, even if the industries adopt cleaner technologies or switch over to cleaner raw material/cleaner fuel etc., resulting into reduction in pollution index.

2.2 Modified methodology for classification of sectors

Considering the scope of revision, CPCB prepared a draft report on “Classification of Industrial Sectors into Red, Orange, Green and White Categories: A Tool for Progressive Environmental Management”. As per the draft report, a revised methodology for the classification is proposed which incorporates, water pollutant score, air pollutant score and waste generation score, based on the pollution potential of a sector on the environment. Scores out of 100 were given to each three pollutant groups and formula for calculating cumulative score based on the impact pollutant is devised. These scores are used for computation of pollution index for deciding the

category of industrial sector. The cut-offs for deciding the category were based on the quartiles of pollution indices, pollution potential of sectors, etc. The draft report was placed on CPCB website in July 2023, for comments/feedback from stakeholders.

CPCB received 161 representations, comprising more than 700 comments from various State Pollution Control Boards, research and technical institutions, industrial associations, NGOs, individual industries, and the public. The stakeholder-wise representations are shown with the help of pie-chart in **Figure III**.

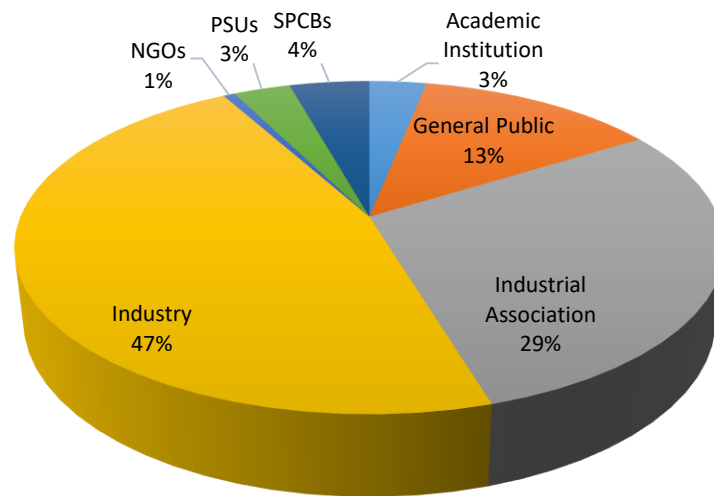


Figure III: Stakeholder-wise representations received

Subsequently, CPCB constituted a committee to critically examine and analyse the comments and to make recommendations for suitable incorporation in the final methodology and classification. After incorporating the feedback received from stakeholders, the Committee has finalized the basic methodology which can be used as a yardstick for classification of the sectors into Red, Orange, Green and White Categories.

Further, based on the stakeholders' comments, a need was felt to introduce a separate "blue category" for Essential Environmental Services (ESS) required for management of waste generated from domestic/household activities and, an incentive mechanism to promote units in a particular sector, taking measures resulting into better environmental performance. An addendum was prepared, shared and presented to all SPCBs/PCCs. The addendum was also placed in the CPCB Website on 11.07.2024 for inputs/comments. Till last date (i.e. 11.08.2024) 09 representations were received in the addendum. All representations were examined, and classification based on revised methodology is finalised.



It is worth to mention that to safeguard the environment, following the fundamental principle of classification i.e., “Precautionary Principle”, scope is always available for application of mind and collective wisdom. As per the precautionary principle, when human activities may lead to morally unacceptable harm that is scientifically plausible but uncertain, actions shall be taken to avoid or diminish that harm. Therefore, variation from methodology is possible in case of projects having high chances of damage to the environment/eco-system such as river mining, etc. or having associated accidental risk such as major accident hazards installations wherein risk is associated with industrial activities having potential in terms of operation or process, manufacturing, transportation, and storage of one or more hazardous chemicals as prescribed by the Manufacture, Storage, and Import of Hazardous Chemical Rules, 1989.

Considering the above issues, the classification methodology was modified based on the potential of three pollutant groups, namely, water pollutant, air pollutant and waste pollutant (which are hazardous/toxic/infectious/bulk in nature), which have been given scores out of 100, each. Slabs are assigned for selection of pollutant groups respectively for water, air, and waste. Score can be decided based on dominant pollutants in the pollutant groups and quantity as detailed in Table-I, Table-II and Table-III. These scores are used for computation of pollution index for deciding the category of sector. The scoring methodology is based on the pollution potential during generation and not at the end of pipe/ after treatment considering the fact that all pollutants need to be treated and disposed as per the provisions/rules notified under the Water (Prevention and Control of Pollution) Act, 1974, the Air (Prevention and Control of Pollution) Act, 1981 and the Environment (Protection) Act, 1986 and as amended.

The details of scoring criteria for PI_w for “water pollutant,” PI_A for “air pollutant” and PI_H for “waste generating sector” are as follows:

2.2.1 Scoring criteria for Water Pollutant “ PI_w ”

Water pollution score consider the potential water pollution load from any sector in terms of characteristics and quantity of untreated trade effluent (wastewater). The “trade effluent” includes any liquid, gaseous or solid substance which is discharged from any premises used for carrying on any [industry, operation or process, or treatment and disposal system], other than domestic sewage.

The water pollutant score (PI_w) is the addition of three sub-scores which are based on organic content in terms of oxygen demand of wastewater (W1), potential of other pollutants (W2) and



quantum of wastewater (W3). The weightages of W1, W2 and W3 in the water pollution score are 35%, 30% and 35%, respectively.

Proportionate higher scores are assigned to the sectors generating trade effluent of high BOD and/or high COD, heavy metals/toxic compounds, and large volume of wastewater. The scores are assigned considering the potential for causing damage to the environment. It may be noted that for sectors generating industrial effluent, dominant quantity of trade effluent is considered in score W3 (W3-1 to W3-5). Whereas, for sectors generating huge volume of sewage effluent such as railway stations, STPs, residential building projects, airports etc., the separate scores W3 (W3-6 to W3-10) are assigned. The term used, “Sewage effluent” means effluent from any sewerage system or sewage disposal works and includes sullage from open drains. The scoring criteria for water polluting sectors are given in **Table-I**.

Table I: Scoring Criteria for Water Polluting Sector

Water Pollutant Group	Description	Score
Score W1: Score based on the oxygen demand of wastewater (Maximum of the following scores to be considered)		
W1-1	BOD \geq 5,000 mg/l or COD \geq 10,000 mg/l	35
W1-2	1000 \leq BOD < 5,000 mg/l or 5000 \leq COD < 10,000 mg/l	30
W1-3	500 \leq BOD < 1,000 mg/l or 1000 \leq COD < 5,000 mg/l	25
W1-4	100 \leq BOD < 500 mg/l or 250 \leq COD < 1,000 mg/l	20
W1-5	10 \leq BOD < 100 mg/l or 50 \leq COD < 250 mg/l	10
Score W2: Score based on other pollutants in the wastewater (Maximum of the following scores to be considered)		
W2-1	Pollutants like pesticides, heavy metals, and toxic compounds: <i>(Aluminium, Anionic detergents, Barium, Chloramines, Copper, Fluoride, Total residual chlorine, Iron, Manganese, Mineral oil, Phenolic compounds, Selenium, Silver, Sulphide, Cadmium, Cyanide, Lead, Zinc, Mercury, Tin, Vanadium, Antimony, Benzene, Benzo-a-pyrene, Molybdenum, Nickel, Phosphates, Polychlorinated biphenyls, Polynuclear aromatic hydrocarbons, Arsenic, Total/Hexavalent Chromium, Trichloroethane, Trichloroethylene, Adsorbable Organic Halogens (AOx), Pesticides compounds, Residual antibiotic, Radioactive materials, etc.)</i>	30
W2-2	Pollutants like Nitrate Nitrogen, Nitrate, Ammonical Nitrogen, Total Kjeldahl Nitrogen (TKN), Oil & grease, pH < 5.5 or > 9	25
W2-3	Pollutants mainly in terms of inorganic dissolved solids and associated other impurities due to process e.g. wastewater generated from DM water rejects, boiler blowdowns, brine solution rejects, fresh-water RO rejects, etc.	20
W2-4	Pollutants mainly in terms of inorganic dissolved solids e.g. wastewater from cooling towers, cooling-re-circulation processes, etc.	15



Score W3: Score based on quantity of wastewater generated		
A. For sectors generating Industrial Trade effluent (Maximum score to be considered)		
W3-1	Wastewater \geq 500 KLD	35
W3-2	100 KLD \leq Wastewater $<$ 500 KLD	30
W3-3	50 KLD \leq Wastewater $<$ 100 KLD	25
W3-4	10 KLD \leq Wastewater $<$ 50 KLD	20
W3-5	Wastewater $<$ 10 KLD	15
B. For sectors such as STPs, building projects, etc. generating/handling only high-volume Sewage (Maximum score to be considered)		
W3-6	Sewage \geq 5,000 KLD	35
W3-7	2,000 KLD \leq Sewage $<$ 5,000 KLD	30
W3-8	500 KLD \leq Sewage $<$ 2,000 KLD	25
W3-9	100 KLD \leq Sewage $<$ 500 KLD	20
W3-10	Sewage $<$ 100 KLD	15
Water Pollutant Score (PI_w) = W1+W2+W3		

2.2.2 Scoring criteria for Air Pollutant “PI_A”:

Air pollution score consider the potential air pollution load from any sector in terms of characteristics of emissions and its quantum/scale in terms of quantity of fuel. The air pollutant score is based on generation of emission. The “air pollutant” means any solid, liquid, or gaseous substance (including noise) present in the atmosphere in such concentration as may be or tend to be injurious to human beings or other living creatures or plants or property or environment.

The air pollution score (PI_A) is the addition of three sub-scores which are based on the type of pollutants in emissions (A1), work zone emission/fugitive emissions & odour nuisance (A2), and fuel type & quantity (A3). The weightages of A1, A2 and A3 in air pollution score are 35%, 30% and 35%, respectively.

Proportionate higher scores are assigned to the sectors generating emissions with hazardous air pollutants, process-based fugitive emissions and using solid/liquid fuels, as such pollutants have higher potential to damage the environment.

The California Air Resources Board defines fugitive emissions as “Emissions not caught by a capture system which are often due to equipment leaks, evaporative processes and windblown disturbances.” The fugitive emissions from any process having acid mist, VOCs, etc. are given higher weightage (score A2=30) as compared to the fugitive emissions of inert material (score A2=25). Sectors having persistent foul odour issue, will get score A2=20. Sectors/units using solid/liquid fuel will get higher score-A3, compared to the sectors using cleaner gaseous fuel or electricity. The scoring criteria for air polluting sectors are given at **Table-II**.



Table II : Scoring criteria for air polluting sectors

Air Pollutant Group	Description	Score
Score A1: Score based on Process emissions (point source) (Maximum of the following scores to be considered)		
A1-1	Hazardous Air Pollutants (HAPs) and heavy metals: <i>HAPs (Phosgene, Benzene, Benzo(α)pyrene, Butadiene, Toluene Di-isocyanate, Methylene-di-phenyl Di-isocyanate, Ethylene Oxide, Ethylene Di Chloride, Acrylonitrile, Propylene Oxide), Dioxins & Furans, Asbestos, Polycyclic Aromatic Hydrocarbons (PAHs), HCN, Cd, Th, Hg, Sb, As, Pb, Co, Cr, Cu, Mn, Ni, V, etc.</i>	35
A1-2	Halogens, acids, and pesticides-based pollutants: <i>H₂S, HF, HBr, P₂O₅ as H₃PO₄, NH₃, TOC, Cl, HCl, SO₃, CH₃Cl, Total Fluoride, PM having pesticide compounds/other organic compounds, Acid mist, etc.</i>	30
A1-3	Pollutants due to combustion of fuel or due to process: <i>PM, CO₂, CO, NO_x, SO₂, etc.</i>	25
A1-4	Volatile Organic Compounds (VOCs): <i>Ethyl benzene, Styrene, Toluene, Xylene, Aromatics, Propylene Glycol, Ethylene Glycol, etc.</i>	20
Score A2: Score based on fugitive emissions and odour nuisance (Maximum of the following scores to be considered)		
A2-1	Fugitive emissions of Particulate Matter (PM), acid mist, VOCs, etc. from process	30
A2-2	Fugitive emissions of Particulate Matter (PM), acid mist, VOCs, etc. due to storage and handling, etc.	25
A2-3	Odour nuisance, including odour due to the use of binding gums, cements, adhesives, enamels etc.	20
Score A3: Score based on quantity of fuel (Maximum of the following scores to be considered)		
Coal or liquid fuels		
A3-1	Fuel consumption ≥ 24 TPD	35
A3-2	12 TPD ≤ Fuel consumption < 24 TPD	30
A3-3	Fuel consumption < 12 TPD	25
Biomass-based fuels		
A3-4	Fuel consumption ≥ 48 TPD	25
A3-5	24 TPD ≤ Fuel consumption < 48 TPD	20
A3-6	Fuel consumption < 24 TPD	15
Cleaner/gaseous fuels, such as, PNG, CNG, LPG, Compressed Biogas (CBG), propane, butane etc.		
A3-7	Fuel consumption ≥ 120 TPD	20
A3-8	60 TPD ≤ Fuel consumption < 120 TPD	15
A3-9	Fuel consumption < 60 TPD	10
A3-10	Electricity	0
Air Pollutant Score (PI_A) = A1+A2+A3		
Note: In case, any sector/unit is using more than one type of fuel, the most polluting fuel category, will be considered.		



2.2.3 Scoring criteria for Industrial Waste Generating Sector “PI_H”

Industrial waste generating sectors are considered based on the generation of hazardous waste/high volume low effect waste. As per the Hazardous and Other Wastes (Management & Trans-boundary Movement) Rules, 2016, the “hazardous waste” means any waste which by reason of characteristics such as physical, chemical, biological, reactive, toxic, flammable, explosive or corrosive, causes danger or is likely to cause danger to health or environment, whether alone or in contact with other wastes or substances and shall include waste as per the Schedule I, Schedule II and Schedule III of the rule. Further, scores are also assigned to the high-volume low effect wastes such as fly ash, phosphogypsum, red mud, jarosite, slags from pyro-metallurgical operations, mine tailings and ore beneficiation rejects.

The score for waste comprises of two sub-scores H1 and H2. The H1 score is based on the different type of hazardous waste which are generated during the process, and which required to be managed/disposed through common facility OR based on the generation of high-volume low effect waste/ HW like contaminated bags/ drums etc. The H2 score is based on the total quantum of waste generated.

The desirable disposal method such as incineration, landfill after treatment, landfill etc. signifies the potency of hazardous waste. In recent time, the utilization of hazardous waste as per the Rule-9 of Hazardous and Other Wastes (Management & Trans-boundary Movement) Rules, 2016, as alternate fuel and raw material in cement kilns, as recyclable hazardous waste etc. has increased. The classification is based on the pollution potential due to generation of such types of hazardous waste from any sector. The score for the quantum of hazardous waste is total potential of generation of such hazardous waste by any sector., Score H1: Based on potency of hazardous waste and score H2: Based on quantum of hazardous waste, are given weightage of 30% and 70%, respectively. Considering the higher risk due to amount of hazardous waste generated rather than its disposal method, more weightage is given to the quantity. Overall waste generation score in case of waste generating sector will be $PI_H = H1 + H2$. The scoring criteria for hazardous waste generating sectors are given at **Table-III**.

A separate scoring criterion has been included for sectors generating bio-medical waste. Bio-medical waste means any waste, which is generated during the diagnosis, treatment or immunisation of human beings or animals or research activities pertaining thereto or in the production or testing of biological or in health camps, including the categories mentioned in Schedule-I appended to the Bio-Medical Waste Management Rules, 2016. As any Health Care



Facilities (HCFs) generates all types of bio-medical waste (red, yellow, blue, and white) and quantities of such wastes may vary considerably based on the type of facility/location of facility (rural/urban), and other such factors. Therefore, scoring based on number of beds in a healthcare facility is considered as sole criteria for assigning waste score (H: B-1 to B-7) as tabulated in **Table-III**.

Least score of 25 is given to non-bedded healthcare facilities and maximum score of 100 is given to facilities having more than 1,000 beds. Overall waste generation score in case of bio-medical waste generating sector will be PI_H .

Table III: Scoring criteria for waste generating Sectors

Waste Pollutant Group	Description	Score
A. Score for sectors generating hazardous waste		
Score H1: Score based on the hazardous waste management/disposal method. (Maximum of the following scores to be considered)		
H1-1	Hazardous wastes which are flammable, ignitable, corrosive, oxidizing toxic, etc. and requiring disposal through incineration	30
H1-2	Hazardous wastes which are reactive, capable of yielding another material post disposal, etc. and requiring disposal in secured landfill after stabilization/treatment	25
H1-3	Hazardous wastes which are requiring direct disposal in secured landfill without stabilization	20
H1-4	High volume and low effect wastes, contaminated bags/ drums/ containers etc.	10
Score H2: Score based on quantity of hazardous waste generation. (Maximum of the following scores to be considered)		
H2-1	Hazardous Waste \geq 5000 TPA	70
H2-2	1000 TPA \leq Hazardous Waste $<$ 5000 TPA	50
H2-3	200 TPA \leq Hazardous Waste $<$ 1000 TPA	30
H2-4	10 TPA \leq Hazardous Waste $<$ 200 TPA	20
H2-5	Hazardous Waste $<$ 10 TPA	10
B. Scores for the sectors generating bio-medical waste		
B-1	No. of beds \geq 1,000	100
B-2	500 \leq No. of beds $<$ 1,000	80
B-3	200 \leq No. of beds $<$ 500	60
B-4	50 \leq No. of beds $<$ 200	50
B-5	10 \leq No. of beds $<$ 50	40
B-6	No. of beds $<$ 10	30
B-7	Non-bedded facility	25
For sectors generating hazardous waste $PI_H = H1+H2$ For sectors generating bio-medical waste $PI_H = B$		



2.3 Computation of Cumulative Pollution Index and criteria for deciding category of sector

In the revised methodology of classification (2025), all three pollutant scores due to water, air and industrial waste generation are taken into account while computing pollution index. The formula for computing cumulative pollution index (PI) is as follows:

$$PI = i_{max} + (100 - i_{max}) \left(\frac{i_2 + i_3}{200} \right)$$

Where, i_{max} , is the maximum score among Water (PI_W), Air (PI_A), and Waste (PI_H) pollutant scores and i_2 & i_3 are the remaining pollutant scores.

The category of the sector will be decided based on the pollution index ranges given at **Table-IV**.

Table IV: Ranges of Cumulative Pollution Index for different categories

Cumulative Pollution Index (PI)	Category of industrial sector
$PI \geq 80$	Red
$55 \leq PI < 80$	Orange
$25 \leq PI < 55$	Green
$PI < 25$	White

The purpose of classification is to have uniform consent mechanism, defined routine monitoring frequency by concerned SPCB/PCC, environmental protection plans etc. Modified methodology also considers the variation in pollution potential due to various type of activities and operations in a particular sector.

The scores/pollution index/category of any two sectors may be same, however, comparing two different sectors based on the category or pollution index is not desirable as the cumulative PI is a function of air pollutant, water pollutant, and waste pollutant and the cumulative score is arithmetically relates the maximum score of one pollutant with the remaining other two pollutants. Hence, PI/category of sectors may be same but may have different impact on environment.



2.4 Blue Category Projects- Essential Environmental Services for management of environmental pollution arising from domestic/household activities

Essential Environmental Services may be defined as those facilities which are essential to control, abate and mitigate pollution generated from Domestic and Industrial activities. Such Essential environment services for Industrial Activity includes CETP, CHWT/SDF, Effluent conveying system etc. and essential environment services for domestic activities includes STP, MSW etc. Both the type of EES plays a vital role in Environment Management. However, during the treatment of waste, some EES generates/handle hazardous waste/infectious waste. The EES which do not generate Hazardous Waste, and which otherwise have large littering potential can be categorised as Blue Category Projects. Further, there are past legal references wherein Hon'ble Apex court has also considered the importance and requirement of such Essential Environment Services.

Human settlements whether located in rural/urban/eco-sensitive area generate sewage, solid waste, and C&D waste, which are required to be managed to prevent adverse impact on environment and human health. Basic environment management facilities are required to be set-up to manage such waste which includes STP, C&D waste processing facility, MSW management facility like sanitary landfill, material recovery facility & waste processing units, bio-methanation, bio-composting, waste to energy, etc.

These facilities are basically essential environment services which play a vital role in protecting environment and human health. These facilities may also bring value addition by producing various by-products such as secondary raw material, compost, energy, etc. and promotes circular economy and sustainable development by converting waste into wealth. Moreover, these categories do not generate hazardous or infectious wastes.

As the role and importance of these facilities is different in nature as compared to other activities and industries in the sense that they are primarily set-up for prevention, control and abatement of soil, water and air pollution. It is more appropriate to have a separate colour category-Blue Category for essential environmental services facilities related to environmental pollution arising from domestic/household activities. These activities are required to meet all the prescribed environmental norms/rules notified from time to time and the pollution index for such Essential Environmental Services (EES) shall continue to be calculated as per the formula and consent to operate will be governed based on the pollution index. However, the



category of the EES will be termed “Blue Category sector” and as an incentive for the essential services, additional 2 years validity for consent to operate (as per PI) will be provided.

The list of EES facilities is given at [Annexure-II](#).

3

Classification of Sectors as per Revised Methodology

3.1 Types of sectors based on their activities

The revised methodology of classification will be applicable to all industries which may have potential for generation of environmental pollutants. As per the Section 2(j) of the Industrial Disputes Act, 1947, “Industry” means any business, trade, undertaking, manufacture, or calling of employers and includes any calling, service, employment, handicraft or industrial occupation or avocation of workman”, however, based on type of operational activities, the industries are divided into following four sectors:

- i. Industrial Sectors
- ii. Essential Environmental Services (EES)
 - a. EES for Industrial Waste
 - b. EES for Domestic Waste (Blue Category Sector)
- iii. Service/Infrastructure Development Sectors
- iv. Others/Special Category Sectors

The sectors which are involved in production of goods, products, etc. are considered under “Industrial Sectors”. The sectors covered under “Essential Environmental Services (EES)” are those facilities which are essential to control, abate and mitigate pollution generated from Domestic and Industrial activities. These services are essential facilities which are required to reduce pollution load on the environment, such as sewage treatment plants, common bio-medical waste treatment facilities, construction & demolition waste processing plants, etc. Essential Environmental Services Sectors are sub classified as “EES for industrial waste” and “EES for domestic waste (Blue category sectors which do not handle or generate infectious or hazardous waste)”. On the other hand, sectors which carry out service-related activities such as infrastructure projects, railways, airports, hospitals, etc. are covered under “Service/infrastructure development sectors”.



“Other/special category sectors” include those projects which cannot be classified based on the scoring methodology of pollution index but require classification based on precautionary principle and considering the potential of ecological damage/ health and environment related risk, etc. Few such sectors are sand mining, hydel power plants, etc.

The revised methodology of classification, sub-categorises the main sector based on the usage of cleaner technology/cleaner production/cleaner fuel which has proven reduction in trade effluent generation, emissions, waste, etc., for better environmental management, resulting into overall reduction of pollution index compared to main sector. For example, if coffee seeds processing industries use eco-pulping technology, which generates less water pollution, the pollution index of the said sector gets reduced and category changes from orange to green. Similarly, variation in type/scale of activities in a particular sector is also considered for classification of sub-sectors.

The methodology and scores have been screened through stakeholder feedback/consultation and public opinion. Available standard literature, various documents and guidelines, inspection reports, etc. were also referred, while assessing the scores for water pollution, air pollution, and waste generation for classification of sectors. Based on the modified methodology, the list of sectors and sector specific sub-classification is given at [Annexure-I](#) to [Annexure-IV](#). Summary of classified sectors is given in **Table-V**.

Table V: Number of sectors classified under different categories

Sl. No.	Type of sector	Total number of sectors/sub-sectors	Red	Orange	Green	White	Blue
1.	Industrial Sectors	359	107	120	81	51	-
2.	Essential Environmental Services (ESS)						
2.a.	ESS for domestic waste	9	-	-	-	-	9
2.b.	ESS for industrial waste	9	9	-	-	-	-
3.	Service/Infrastructure Development Sectors	37	7	15	13	2	-
4.	Others/Special Category Sectors	5	2	2	-	1	-
	Total	419	125	137	94	54	9



3.2. Usage of classification of sectors

The classification of sectors may be used for the following purposes:

- i. **Consent management:** SPCBs/PCCs may grant Consent to Operate (CTO) to red, orange, and green categories of industries for validity up to 5 years, 10 years, and 15 years, respectively as per existing provisions which would be later governed as per the provisions/guidelines under Jan Vishwas (Amendment of Provisions) Act, 2023/Water Act, as amended. The validity of blue category sectors will be 2 years more than the category based on PI.
- ii. **Inspection frequency:** SPCBs/PCCs may prioritize their environmental surveillance programs based on the categories of sectors. SPCBs/PCCs are required to ensure inspection of red, orange, and green category of industries at least once in six-months, one-year, and two-years, respectively. Common facilities and 17 categories of industries are to be inspected at least once in every three-months.
- iii. **Siting criteria:** The categorization may be used as a tool for deciding the location/siting of an industry in a particular location.
- iv. **Development of cluster:** The classification will help in planning of sector specific cluster, based on scoring of various pollutants and development of adequate environment management infrastructure facility, accordingly.
- v. **Sector specific plans for pollution control:** The plans for control of pollution may be prepared and implemented on priority for the sectors having higher pollution index and overall higher pollution load.
- vi. **Levying environmental compensation:** Pollution index may be used for determining and levying environmental compensation on industries violating the environmental norms.
- vii. **A tool for progressive environmental management:** Industrial units may adopt cleaner technologies, cleaner fuels, etc. which may result in reduction of pollution index, thus, moving to lower pollution potential category. It will provide incentives to industries in terms of less consent renewal fees, less environmental surveillance/compliance burden, more validity period for consents/authorizations, etc.

3.3 Classification of left-out/new sectors

The revised methodology of classification (2025) and list of sectors classified by CPCB is required to be adopted and implemented by all SPCBs/PCCs. In case of any new or left-out



sector, the SPCB/PCC may categorize the sector at its own level. For this purpose, a committee headed by the Member Secretary, SPCB/PCC and comprising of at least two senior cadre engineers/scientists of the SPCB/PCC (as nominated by the Member secretary of the concerned SPCB/PCC) may be constituted to examine the matter and classify the sector in accordance with the methodology prescribed by CPCB. The State Level Committee may also co-opt subject experts, industrial association representative, etc., as member, as per requirement. CPCB has also developed a tool to assess the Cumulative Pollution Index and category of any sector, which is available on CPCB website (<https://cpcb.nic.in/categorization-of-industrial-sectors/>).

In addition, all SPCBs/PCCs are required to submit list of all such sector classified under white category to CPCB in the prescribed format (**Annexure-V**), for notification as per provisions of Jan Vishwas (Amendment of Provisions) Act, 2023.

Incentives to unit in a sector for adopting measures resulting to better environmental performance

A methodology has been strategized to provide incentives to the unit in a sector which are dedicated to reduce environmental impacts from their operations/process. The objective can be achieved by 100% treatment and reuse of wastewater generated, having complete dependency on cleaner fuel alternatives (such as PNG, LPG, compressed biogas, propane, butane, electricity etc. for meeting energy requirement), implementation & achievements of targets of sector-specific charters of CPCB/SPCB for environmental management, EPR obligations and use of cleaner process/cleaner technology to eliminate generation of toxic/hazardous pollutants.

The units fulfilling the following eligibility criteria may submit their formal proposal to the concerned SPCB/PCC for consideration:

4.1 Eligibility Criteria

- The unit should have completed at least one year of completion of production/operations with demonstrated, verifiable steps and submitted audit report from institute of repute for considering the unit for the purpose by concerned SPCB/PCC. To facilitate verification, the unit must have properly maintained logbooks/bills for production, electricity consumption, fuel, water consumption, wastewater treatment and use of treated wastewater.
- The unit should be located in conforming area with applicable Environment Clearance, Consent to Establishment (CTE) and Consent to Operate (CTO) and hazardous/bio-medical waste authorization from SPCB/PCC.
- Unit should comply with all the norms/conditions stipulated under EC, CTO and Guidelines/Rules issued by CPCB.



- In case, unit using ground water resource, it should have valid permission/NOC and also required to install electronic flowmeter.
- No penalty or legal obligation is imposed/pending against unit for violation of environmental norms. Records for last 5 years may be verified. In case establishment period of the unit is less than 5 years, the past records since the start of production may be verified.
- Unit should not be involved in any sort of accident/incident resulting into emission /discharge into the environment. Records for last 5 years may be verified.

All such units, interested in availing incentives are required to demonstrate and prove their initiatives to the Committee (to be constituted at the level of concerned SPCB/PCC), comprising of members as mentioned in **Table VI**.

Table VI: Structure of Committee to evaluate the request of units adopting measures resulting in better environmental performance

Sl. No.	Members	Role
1	Member Secretary, SPCB/PCC	Chairman
2	Subject expert from Indian Institute of Technologies (IITs) or National Institute of Technologies (NITs) or any other institute/university of repute.	Member
3	Expert from CSIR institute/laboratories, having expertise in industrial process and pollution control technologies/ environmental management	Member
4	Two officials of concerned SPCB/PCC, as nominated by the Member Secretary, SPCB/PCC	Member

4.2. Evaluation Criteria

The committee shall scrutinize the proposals based on the eligibility criteria. The basis of evaluation will be- (i) Measures taken for treatment and reuse of wastewater to reduce freshwater consumption, (ii) Use of alternative cleaner fuel to reduce emissions, and (iii) Use of cleaner technology/ cleaner production which results in reduction in pollution/hazardous waste generation (iv) Recycling units identified for EPR obligations and has fulfilled all requirement including Environmentally Sound Management Facility for recycling.



The unit is required to demonstrate the successful implementation of measures by annual submission of third-party audit report (through institute of repute) regarding performance of environmental management measures. The Committee members may also inspect unit, collect samples, and get it analysed, check logbooks, electricity/water bills, examine system feasibility through mass-balances, ensure real-time submission of environment data to SPCB/PCC server, etc. The check and balances to examine the industry claims are summarized in **Table VII**.

Table VII: Checks and balances to assess the adequacy of environment management measures

Criteria	Checks and balances
I. Wastewater Management	
Installation of wastewater recovery system resulting into treatment and 100% reuse of treated wastewater in industrial process.	<ul style="list-style-type: none"> • Unit must have adequate operational Effluent Treatment Plant (ETP). The freshwater requirement of the unit has shown proportionate reduction. • There should not be any flow/ponding of wastewater inside the premises or discharge outside from the premises. Further, there should not be any by-pass. • Electronic flowmeters and Pan-tilt-zoom (PTZ) camera should have been installed with connectivity for continuous transmission of data to SPCB/PCC and CPCB servers (as applicable). • Recirculation system should be clearly mapped and visible for inspection and flow meter should be installed at required locations with records. • Mass/water balance based on actual production need to be checked. The claim regarding reduction in freshwater consumption should have concurrency with the readings of flow meters, water bill, log-books, etc. • Treated wastewater should not be used for horticulture or agriculture purposes. • Sludge generated from treatment of wastewater should be managed properly as per the authorization issued by the concerned SPCB/PCC and timely submission of Form-IV as per the requirement of Hazardous and Other Wastes (Management and Transboundary Movement) Rules, 2016.
II. Air Pollution Management	
100% fuel dependency on cleaner fuels, such as- Piped Natural Gas (PNG), Compressed Natural Gas (CNG), Liquefied Natural Gas (LNG) Liquefied Petroleum Gas (LPG), Compressed	<ul style="list-style-type: none"> • No other fuel (coal, pet-coke, furnace oil, etc.) should be stored/used in the unit premises. Diesel for Gensets (as an auxiliary power source) may be allowed. Preference may be given to the units using gas based Gensets. • Adequate facility for stack monitoring (port holes, zig-zag ladder etc.) should be available with provision of OCEMS (as applicable).



Biogas (CBG), propane, butane, etc.	<ul style="list-style-type: none"> • Use of upgraded air pollution control devices with higher efficiency for the reduction of emissions. • Adoption of cleaner technology, advanced pollution control systems etc. to control fugitive/emissions • Use of alternate cleaner raw material for generation of less pollution. • Use of renewable energy as an alternate to conventional fuel/power should be considered.
III. Waste Management	
The unit has adopted cleaner technology/ cleaner production which results in reduction in pollution/hazardous waste generation	<ul style="list-style-type: none"> • Reduction in generation of pollution/waste due to adoption of cleaner technology/change in raw material etc. • Mass balance based on actual production need to be checked. There should be concurrency in generation of hazardous waste, utilization, disposal, etc. with respect to net reduction in generation.
IV. EPR Targets (for recycling facilities)	
Recycling units identified for EPR obligations and has fulfilled all requirement including Environmentally Sound Management Facility for recycling.	<ul style="list-style-type: none"> • Complying with the requirement of EPR obligation identified by CPCB from time to time.

4.3. Re-assessment of Pollution Index (PI)

The purpose of giving star category is to classify the unit in the sector as star performing units.

The category of the unit may be re-assessed as detailed below:

A. For Industries, Service/Infrastructure facilities and Essential Environmental Services Sectors for management of waste.

The pollution index of the units in any sector which have proven reduction in trade effluent generation and/or air pollution management and/or waste management measures, can be calculated based on submission of same with the supporting documents for considering the modified score based on the same methodology.

The revised cumulative pollution index (PI) will be calculated with modified air/water/waste scores as discussed in the methodology given in previous section. If revised, cumulative PI results to change in the category of unit in the sector, the nomenclature for revised category will be as per the **Table VIII**.

**Table VIII: Nomenclature for revised category**

Change in category	Nomenclature of revised category
Red to Orange	Red*
Orange to Green	Orange*
Green to White	Green*

B. Essential Environmental Service Sectors for Domestic/Household Waste- “Blue Category Sectors”:

Units under Blue Category are required to reduce their existing PI score by 25%, by meeting evaluation criteria/check and balances, as mentioned in **Table III** to qualify for change in category to Blue*.

4.4 Incentives to the units for better environmental management

Units which have demonstrated the successful implementation of environmental management measures and verified by the Committee, shall be eligible for the incentives, as listed in the **Table IX**.

Table IX: Incentives to units for better environmental performance

Category	Incentives
Red*	<ul style="list-style-type: none"> • CTO may be granted for the validity of max. 10 years. • Prescribed random environmental surveillance inspection frequency may be once a year, considering the change in category.
Orange*	<ul style="list-style-type: none"> • CTO may be granted for the validity of max. 15 years. • Prescribed random environmental surveillance inspection frequency may be once in two years, considering the change in category.
Green*	<ul style="list-style-type: none"> • CTO may be granted for the validity of max. 20 years. • Prescribed random environmental surveillance inspection frequency may be once in four years, considering the change in category and given incentives twice the original category.
Blue*	<ul style="list-style-type: none"> • CTO may be granted with additional 3 years validity period. • Prescribed random environmental surveillance inspection frequency may be once in 3 months.



In case of non-compliance(s) observed in future, the State Board can remove the star status and for calculation of EC, the PI of original category shall be considered.

5

Implementation pathway/guidelines

The revised methodology and classification of sectors will be implemented in prospective manner. For this purpose, following guidelines may be referred:

- i. All pending application for consideration of CTE/CTO and future such application shall be processed as per the revised methodology of classification. In case CTE granted before the revised classification, applicability of CTO will be as per new classification.
- ii. New classification will be applicable to existing units at the time of renewal of CTO or within one year from the date of directions issued by CPCB regarding implementation of revised classification, whichever is earlier. The annual fees or cumulative fees for the remaining period shall be as per the revised category.
- iii. SPCBs/PCCs may grant Consent to Operate (CTO) to units under red, orange, and green categories for maximum validity up to 5 years, 10 years, and 15 years, respectively as per existing provisions which would be later governed as per the provisions/guidelines under Jan Vishwas (Amendment of Provisions) Act, 2023/Water Act, as amended. SPCBs/PCCs may grant Consent to Operate (CTO) to units under Blue Category sectors with additional 2 years validity, considering their role as Essential Environmental Services for management of waste generated from domestic/household activities.
- iv. Requirement of intimation/consent for white category of industries, shall be governed as per the provisions/guidelines under Jan Vishwas (Amendment of Provisions) Act, 2023//Water Act, as amended.
- v. All sectors irrespective of category shall follow guidelines for pollution control, if any, issued by SPCB/PCC/CPCB time to time.



- vi. Siting of units shall be only in the conforming area as per the guidelines of CPCB/SPCB/PCC. Further, as per the Section 17(1)(n) of the Water Act, 1974 and the Section 17(1)(h) of the Air Act, 1981, SPCB/PCC may also frame policies/advisory with respect to the location of any industry/operations, the carrying on of which is likely to cause air/water pollution, considering the scale/type of industries and sensitivity of area. Siting of units in eco-sensitive area will be governed by their respective notifications.
- vii. The classification of sectors shall not be linked to sanction of loans/finance of bank proceedings.
- viii. In the matter of Taz Trapezium Zone (TTZ), for air pollution scores of 10 and 20 (as per 2016 methodology), equivalent scores of 30 and 60 (as per 2025 methodology), respectively, may be considered for sectoral guidelines/opinion from NEERI (Ref: Order dated 08.12.2021, in the matter of M.C. Mehta v/s Union of India, Writ Petition (Civil) No.13381/1984, before Hon'ble Supreme Court).
- ix. As per CPCB directions dated 12.12.2019, issued under Section 18(1)(b) of the Water Act, 1974 and the Air Act, 1981, SPCBs/PCCs are required to ensure inspection of red, orange, and green category of industries at least once in six-months, one-year, and two-years, respectively. Common waste treatment facilities and 17 categories of industries are to be inspected at least once in every three-months. (Ref: Order dated 05.11.2019, in the matter of Shailesh Singh v/s State of Haryana & Ors., OA No.639/2018, before Hon'ble National Green Tribunal, Principal Bench).
- x. The sectors which are classified under white or green category and if such sectors have installed Genset(s) of higher capacity which are classified under orange/green category, then such sector will be considered under higher category.
- xi. All Industrial units are encouraged to adopt measures such as cleaner technology/cleaner production, cleaner raw material, cleaner fuel etc., for better environmental management. If such measures result into overall reduction of pollution




index, request regarding change in category of such sectors/units may be made to concerned SPCB/PCC as detailed under Section 8 of this report.



[RWZpbGluZ19kb2N1bWVudHMvbmd0ZG9jL2Nhc2Vkb2MvMDcwMTExNjAwMzY1MjAxOC8wNC8wMS8yNS8wNF8yNV8wMDFfMTU4MTMzNTY2ODExMS5wZGY=](https://www.indiacode.nic.in/bitstream/123456789/1389/1/Prevwater1981_41.pdf)

12. *The Air (Prevention and Control of Pollution) Act, 1981*. (c1). [Online]. Government of India. [Accessed 15 March 2024]. Available from:
https://www.indiacode.nic.in/bitstream/123456789/1389/1/Prevwater1981_41.pdf
13. *The Environment (Protection) Rules, 1986*. (c3). [Online]. Government of India. Ministry of Environment and Forests (Department of Environment, Forest, and Wildlife). [Accessed 02 April 2024]. Available from:
https://upload.indiacode.nic.in/showfile?actid=AC_MP_74_308_00003_00003_1543_231806694&type=rule&filename=ep_rules_1986.pdf
14. *The Industrial Disputes Act, 1947*. (C2b). [Online]. Government of India. [Accessed 15 April 2024]. Available from:
<https://www.indiacode.nic.in/bitstream/123456789/15191/1/A1947-14.pdf#search=dispute>
15. *The Occupational Safety, Health, and Working Conditions Code, 2020*. (c2). [Online]. Government of India. Ministry of Law and Justice (Legislative Department). [Accessed 15 April 2024]. Available from:
https://labour.gov.in/sites/default/files/osh_gazette.pdf
16. *The Public Liability Insurance Act, 1991*. (c7). [Online]. Government of India. [Accessed 12 March 2024]. Available from:
<https://www.indiacode.nic.in/bitstream/123456789/1960/1/A1991-06.pdf#search=9.The%20Public%20Liability%20Insurance%20Act,%201991>.
17. *The Water (Prevention and Control of Pollution) Act, 1974*. (c1). [Online]. Government of India. [Accessed 15 March 2024]. Available from:
<https://www.indiacode.nic.in/bitstream/123456789/1612/3/A1974-06.pdf>



ANNEXURE-I
(LIST OF INDUSTRIAL SECTORS CLASSIFIED UNDER RED, ORANGE, GREEN, AND WHITE CATEGORIES)



LIST OF INDUSTRIAL SECTORS

S. No.	Sector	W1	W2	W3	PI _w	A1	A2	A3	PI _A	H1	H2	PI _H	Pollution Index (PI)	Category	Remarks	Concerned Division	
~A~																	
1	Manufacturing of Automobiles (integrated facilities)	20	30	25	75	0	25	0	25	25	20	45	83.8	Red	i. Such types of plants are having either one or combinations of polluting activities viz. washing, metal surface finishing operations, pickling, plating, electro-plating, phosphating, painting, heat treatment etc. ii. Some of such plants may outsource some /all of the polluting activities or may have stand-alone units. In such cases, after thorough inspection of such units by concerned SPCB, re-categorization of the industry shall be made accordingly.	IPC-V	
2	Asbestos and asbestos based industries	10	30	25	65	35	30	30	95	25	30	55	98	Red	Asbestos is carcinogenic and banned in many countries.	IPC-II	
3	Almirah , Grill Manufacturing (Dry Mechanical Process)	0	0	0	0	0	30	0	30	0	0	0	30	Green		IPC-V	
~B~																	
4.0	BAKERY, CONFECTIONERY AND SWEETS PRODUCTS																
4.1	Bakery, confectionery, sweets with production capacity ≥ 1 TPD	25	0	20	45	25	0	25	50	0	0	0	61.3	Orange		IPC-III	

S. No.	Sector	W1	W2	W3	PI _w	A1	A2	A3	PI _A	H1	H2	PI _H	Pollution Index (PI)	Category	Remarks	Concerned Division
4.2	Bakery, confectionery, sweets with production capacity \geq 1 TPD. (using cleaner/gaseous fuel)	25	0	20	45	25	0	10	35	0	0	0	54.6	Green		IPC-III
5.0	BRICK MANUFACTURING															
5.1	Brick kilns using coal as fuel	0	0	0	0	25	25	25	75	0	0	0	75	Orange		IPC-V
5.2	Brick kilns using biomass as fuel	0	0	0	0	25	25	15	65	0	0	0	65	Orange		IPC-V
5.3	Tunnel brick kilns (gas fired)	0	0	0	0	25	25	10	60	0	0	0	60	Orange		IPC-V
6.0	MANUFACTURING OF AUTOCLAVED AERATED CONCRETE (AAC) BRICKS/BLOCKS.															
6.1	AAC bricks/blocks manufacturing using coal as fuel (12 TPD and above)	0	0	0	0	25	25	30	80	0	0	0	80	Red		IPC-V
6.2	AAC bricks/blocks manufacturing using coal as fuel (less than 12 TPD)	0	0	0	0	25	25	25	75	0	0	0	75	Orange		IPC-V
6.3	AAC bricks/blocks manufacturing using biomass as fuel	0	0	0	0	25	25	20	70	0	0	0	70	Orange		IPC-V
6.4	AAC bricks/blocks manufacturing using gas as fuel	0	0	0	0	25	25	15	65	0	0	0	65	Orange		IPC-V
7.0	FLY ASH BRICKS / BLOCK MANUFACTURING															
7.1	Fly ash bricks/ block manufacturing (with boiler)	0	0	0	0	25	25	25	75	0	0	0	75	Orange		IPC-V
7.2	Fly ash bricks/ block manufacturing (without boiler)	0	0	0	0	0	25	0	25	0	0	0	25	Green		IPC-V
8.0	MANUFACTURING OF NON-ALCOHOLIC BEVERAGES															
8.1	Wastewater generation \geq 100 KLD	25	20	30	75	25	0	25	50	0	0	0	81.3	Red		IPC-III
8.2	Wastewater generation < 100 KLD	25	20	25	70	25	0	25	50	0	0	0	77.5	Orange		IPC-III

S. No.	Sector	W1	W2	W3	PI _w	A1	A2	A3	PI _A	H1	H2	PI _H	Pollution Index (PI)	Category	Remarks	Concerned Division	
9.0	BATTERY MANUFACTURING																
9.1	Lead-acid Battery manufacturing (excluding assembling and charging of lead acid Battery in micro-scale)	0	30	20	50	35	30	25	90	25	10	35	94.3	Red		IPC-V	
9.2	Dry cell Battery (excluding manufacturing of electrodes) and assembling & charging of acid lead battery on micro scale	0	30	15	45	25	25	10	60	25	10	35	76	Orange		IPC-V	
9.3	Battery manufacturing without boiler (excluding lead acid battery)	0	0	0	0	0	25	0	25	25	10	35	43.1	Green		IPC-V	
10	Briquette manufacturing (coal/biomass/coke)	0	0	0	0	0	30	0	30	0	0	0	30	Green	The process involves mixing, mechanized compression and drying.	IPC-II	
11	Assembly of Bicycles , Baby carriages and other small non motorizing vehicles	0	0	0	0	0	0	0	0	0	0	0	0	White		IPC-V	
12	Bailing (hydraulic press) of waste papers	0	0	0	0	0	0	0	0	0	0	0	0	White		IPC-V	
13	Bio fertilizer and bio-pesticides without using inorganic chemicals	0	0	0	0	0	20	0	20	0	0	0	20	White		IPC-V	
14	Block making of printing without foundry (excluding wooden block making)	0	0	0	0	0	0	0	0	0	0	0	0	White		IPC-V	

S. No.	Sector	W1	W2	W3	PI _w	A1	A2	A3	PI _A	H1	H2	PI _H	Pollution Index (PI)	Category	Remarks	Concerned Division
15	Flavoured Betel nuts production/ grinding (completely dry mechanical operations)	0	0	0	0	0	0	0	0	0	0	0	0	White		IPC-V
16	Manufacturing of shoe Brush and wire Brush	0	0	0	0	0	20	0	20	0	0	0	20	White		IPC-V
~C~																
17.0	MANUFACTURING OF INDUSTRIAL CARBON INCLUDING ELECTRODES AND GRAPHITE BLOCKS, ACTIVATED CARBON, CARBON BLACK															
17.1	Carbon black manufacturing	20	15	20	55	25	30	30	85	30	20	50	92.9	Red		IPC-I
17.2	Industrial carbon including electrodes & graphite blocks and calcined pet coke	20	15	20	55	25	25	25	75	30	10	40	86.9	Red		IPC-II
17.3	Activated carbon manufacturing (with steam activation)	20	15	20	55	25	25	15	65	0	0	0	74.6	Orange		IPC-V
18.0	INORGANIC CHEMICALS															
18.1	Basic inorganic chemicals and electro chemicals and its derivatives including manufacturing of acid	10	30	25	65	30	30	20	80	20	20	40	90.5	Red		IPC-I
18.2	Phosphorous and its compounds, including phosphorous rock processing	20	30	20	70	35	25	10	70	10	30	40	86.5	Red		IPC-I
18.3	Chlorates, per-chlorates & peroxides	20	30	20	70	30	20	25	75	20	20	40	88.8	Red		IPC-I
18.4	Chlorine, fluorine, bromine, iodine, and their compounds	10	30	25	65	35	20	10	65	20	20	40	83.4	Red		IPC-I
19	Coke oven plant, coal liquefaction, coal tar distillation and fuel gas-making	30	30	30	90	25	30	35	90	25	50	75	98.3	Red		IPC-II
20.0	CEMENT PLANTS															

S. No.	Sector	W1	W2	W3	PI _w	A1	A2	A3	PI _A	H1	H2	PI _H	Pollution Index (PI)	Category	Remarks	Concerned Division
20.1	With co-processing with CPP (Captive Power Plant)	20	25	35	80	35	30	35	100	10	50	60	100	Red		IPC-II
20.2	With co-processing without CPP	20	0	20	40	35	30	35	100	30	20	50	100	Red		IPC-II
20.3	Without co-processing with CPP	10	25	35	70	35	30	35	100	10	50	60	100	Red		IPC-II
20.4	Without co-processing without CPP	0	0	0	0	25	30	35	90	30	10	40	92	Red		IPC-II
20.5	Stand-alone grinding units with CPP	20	25	35	80	25	30	35	90	10	50	60	97	Red		IPC-II
20.6	Stand-alone grinding units without CPP	0	0	0	0	25	30	0	55	30	10	40	64	Orange		IPC-II
20.7	Bulk terminals for storage and packaging of cement	0	0	0	0	0	30	0	30	0	0	0	30	Green		IPC-II
21.0	CHLOR ALKALI															
21.1	Chlor alkali	10	20	25	55	30	25	25	80	20	20	40	89.5	Red		IPC-I
21.2	Chlor alkali using washed salt	10	20	15	45	30	25	25	80	20	10	30	87.5	Red		IPC-I
21.3	Chlor alkali using cleaner/gaseous fuel	10	20	25	55	30	25	10	65	20	20	40	81.6	Red		IPC-I
21.4	Chlor alkali using cleaner/gaseous fuel and washed salt	10	20	15	45	30	25	10	65	20	10	30	78.1	Orange		IPC-I
22	Manufacturing of Compact disc Computer (CD/DVD) / cassette manufacturing / reel manufacturing	0	15	15	30	30	0	0	30	20	10	30	51	Green		IPC-V
23.0	MANUFACTURING OF COIR/COIR PITH AND COIR PRODUCTS															
23.1	Coir bleaching and dyeing/printing units	25	0	25	50	25	25	20	70	0	0	0	77.5	Orange		IPC-V
23.2	Coir fibre/pith processing units generating effluent	25	0	20	45	0	25	0	25	0	0	0	51.9	Green		IPC-V

S. No.	Sector	W1	W2	W3	PI _w	A1	A2	A3	PI _A	H1	H2	PI _H	Pollution Index (PI)	Category	Remarks	Concerned Division
23.3	Coir fibre/pith processing and/or Manufacturing of coir products from coir (only dry process)	0	0	0	0	0	20	0	20	0	0	0	20	White		IPC-V
24.0	CERAMICS															
24.1	Ceramics/ Glass /Earthen potteries and tile manufacturing using coal/oil fired kilns (fuel consumption: 12 TPD and above)	0	0	0	0	25	25	30	80	0	0	0	80	Red		IPC-V
24.2	Ceramics/ Glass /Earthen potteries and tile manufacturing using coal/oil fired kilns (fuel consumption: less than 12 TPD)	0	0	0	0	25	25	25	75	0	0	0	75	Orange		IPC-V
24.3	Ceramics/ Glass /Earthen potteries and tile manufacturing (using gas fired kilns)/tunnel kiln	0	0	0	0	25	25	10	60	0	0	0	60	Orange		IPC-V
24.4	Ceramics/ Glass /Earthen potteries and tile manufacturing (using only electrical kiln)	0	0	0	0	0	25	0	25	0	0	0	25	Green		IPC-V
25	Coal Washeries	20	25	30	75	0	25	0	25	0	0	0	78.1	Orange		IPC-II
26	Liquid floor Cleaner , black phenyl, liquid soap, glycerol mono-stearate manufacturing	25	25	15	65	0	20	0	20	0	0	0	68.5	Orange		IPC-V
27	Phenyl/toilet Cleaner formulation and bottling	10	0	15	25	0	20	0	20	0	0	0	32.5	Green		IPC-V

S. No.	Sector	W1	W2	W3	PI _w	A1	A2	A3	PI _A	H1	H2	PI _H	Pollution Index (PI)	Category	Remarks	Concerned Division
28	Cashew nut processing	20	0	15	35	25	20	15	60	0	0	0	67	Orange		IPC-III
29.0	COFFEE SEEDS PROCESSING INDUSTRY															
29.1	Coffee seeds processing (wet process)	35	0	20	55	25	0	15	40	0	0	0	64	Orange		IPC-III
29.2	Coffee seeds processing with eco-pulper	20	0	15	35	25	0	15	40	0	0	0	50.5	Green		IPC-III
30	Manufacturing of Candy	10	0	15	25	0	0	0	0	0	0	0	25	Green		IPC-V
31	Cardboard or corrugated box and paper products (excluding paper or pulp manufacturing and without using boilers)	0	0	0	0	0	20	0	20	0	0	0	20	White		IPC-V
32	Manufacturing of precast Cement products (without using asbestos/ boiler / steam curing) like pipe ,pillar, jafri, well ring, block/tiles etc.(should be done in closed covered shed to control fugitive emissions)	0	0	15	15	0	25	0	25	0	0	0	30.6	Green		IPC-V
33	Manufacturing of Ceramic Colour by mixing & blending only (not using boiler and wastewater recycling process)	0	0	0	0	0	25	0	25	0	0	0	25	Green		IPC-V
34.0	CHILLING PLANT, COLD STORAGE AND ICE-MAKING															
34.1	Chilling plant	20	15	15	50	0	0	0	0	0	0	0	50	Green		IPC-IV
34.2	Cold storage	0	15	15	30	0	0	0	0	0	0	0	30	Green		IPC-V
34.3	Ice Making	0	20	15	35	0	0	0	0	0	0	0	35	Green		IPC-V

890

S. No.	Sector	W1	W2	W3	PI _w	A1	A2	A3	PI _A	H1	H2	PI _H	Pollution Index (PI)	Category	Remarks	Concerned Division
35	Decoration of Ceramic Cups and plates by electric furnace	0	0	0	0	0	25	0	25	0	0	0	25	Green		IPC-V
36	Ready mix Cement Concrete	0	0	0	0	0	30	0	30	0	0	0	30	Green		IPC-V
37	CO2 recovery plant	0	0	0	0	0	0	0	0	20	10	30	30	Green	Exhausted molecular sieves are generated as hazardous waste.	IPC-V
38	Assembly of air Coolers/Conditioners , repairing and servicing	0	0	0	0	0	0	0	0	0	0	0	0	White		IPC-V
39	Chalk making from plaster of Paris (only casting without boilers etc.(sun drying / electrical oven)	0	0	0	0	0	0	0	0	0	0	0	0	White		IPC-V
40	Standalone manufacturing of Concrete admixtures up to 1000 MT per Month capacity by physical mixing (without boiler and reactor and no generation of wastewater)	0	0	0	0	0	0	0	0	10	10	20	20	White	The sector may become green category if it generates wastewater. The unit needs to be re-classified as per the methodology in case the capacity exceeds 1000 MT per Month.	IPC-V
41	Used Cooking oil (UCO) collection centers	0	0	0	0	0	0	0	0	0	0	0	0	White		IPC-V

S. No.	Sector	W1	W2	W3	PI _w	A1	A2	A3	PI _A	H1	H2	PI _H	Pollution Index (PI)	Category	Remarks	Concerned Division
~D~																
42.0	DYES, DYE INTERMEDIATES AND PIGMENT PRODUCTIONS															
42.1	Dyes, Dye Intermediates and Pigments produced by chemical synthesis	35	30	25	90	30	20	25	75	30	20	50	96.3	Red		IPC-I
42.2	Natural Dye and Pigments requiring acidic/ alkaline/ solvent extraction	30	30	20	80	25	20	25	70	20	10	30	90	Red		IPC-I
42.3	Natural Dye and Pigments not require acidic/ alkaline/ solvent extraction	30	20	20	70	25	0	25	50	0	0	0	77.5	Orange		IPC-I
43.0	SYNTHETIC DETERGENT AND SOAPS															
43.1	Synthetic detergents and soaps (wastewater generation ≥ 100 KLD)	20	20	30	70	25	0	25	50	25	10	35	82.8	Red		IPC-I
43.2	Synthetic detergents and soaps (wastewater generation < 100 KLD)	20	20	25	65	25	0	25	50	25	10	35	79.9	Orange		IPC-I
43.3	Synthetic detergents and soaps (only formulation)	0	0	0	0	25	0	25	50	0	0	0	50	Green		IPC-I
43.4	Soap manufacturing (handmade -without steam boiling / boiler)	0	0	0	0	0	0	0	0	0	0	0	0	White		IPC-V
DISTILLERIES AND FERMENTATION SECTORS																
44.0	DISTILLERIES AND FERMENTATION INDUSTRIES															
44.1	Distillery (Molasses based)	35	25	35	95	25	25	35	85	0	0	0	97.1	Red		IPC-III
44.2	Distillery (Grain based)	35	25	30	90	25	25	25	75	0	0	0	93.8	Red		IPC-III
44.3	Distillery (Grain based) with Distiller's Dried Grains with Soluble (DDGS) as by-product	25	25	20	70	25	25	25	75	0	0	0	83.8	Red		IPC-III
44.4	Standalone yeast manufacturing units	35	25	35	95	25	20	25	70	0	0	0	96.8	Red		IPC-III

S. No.	Sector	W1	W2	W3	PI _w	A1	A2	A3	PI _A	H1	H2	PI _H	Pollution Index (PI)	Category	Remarks	Concerned Division
44.5	Breweries and malteries industry (with fermentation)- Wastewater generation ≥ 100 KLD	30	15	30	75	25	0	25	50	0	0	0	81.3	Red		IPC-III
44.6	Breweries and malteries industry (with fermentation)- Wastewater generation < 100 KLD	30	15	25	70	25	0	25	50	0	0	0	77.5	Orange		IPC-III
44.7	Potable alcohol by blending, bottling of alcohol products	20	0	25	45	0	0	0	0	0	0	0	45	Green		IPC-III
45	Diesel pump repairing and servicing (complete mechanical dry process)	0	0	0	0	0	0	0	0	10	10	20	20	White		IPC-V
~E~																
46	Manufacturing of Explosives , detonators, fuses, etc.	25	30	15	70	0	30	0	30	30	10	40	80.5	Red	Explosives manufacture contribute to release of hazardous pollutants, including generation of other toxic chemicals. Accident/safety hazard is also associated with such sector during manufacturing and usages.	IPC-I
47	Manufacturing of coated Electrode	0	15	15	30	0	25	0	25	0	0	0	38.8	Green	Process involves preparation of core wire / rod, preparation of dry mix, preparation of wet mix, application of coating by extrusion, baking of coated electrodes.	IPC-V
48	Emery powder (fine dust of sand) manufacturing	0	0	0	0	0	30	0	30	0	0	0	30	Green	Fugitive emissions from grinding operations.	IPC-V

S. No.	Sector	W1	W2	W3	PI _w	A1	A2	A3	PI _A	H1	H2	PI _H	Pollution Index (PI)	Category	Remarks	Concerned Division
49	Electric lamp (bulb) and CFL manufacturing by assembling only	0	0	0	0	0	0	0	0	0	0	0	0	White		IPC-V
50	Electrical and electronic item assembling (completely dry process)	0	0	0	0	0	0	0	0	0	0	0	0	White		IPC-V
51	Engineering and fabrication units (dry process without any heat treatment / metal surface finishing operations / painting)	0	0	0	0	0	0	0	0	0	0	0	0	White		IPC-V
~F~																
52.0	FIBRE GLASS (FIBRE REINFORCED PLASTIC) PRODUCTION															
52.1	Fibre glass (containing lead) production and processing (excluding moulding)	0	0	0	0	35	0	25	60	25	20	45	69	Orange		IPC-V
52.2	Fibre glass (without lead) production and processing (excluding moulding)	0	0	0	0	30	0	25	55	25	20	45	65.1	Orange	The use of styrene in most methods of fibre glass production causes hazardous air pollution that is harmful to breathe at excessive levels.	IPC-V
53	Manufacturing of Firecrackers including improved crackers/green crackers, etc.	0	0	0	0	35	30	0	65	30	10	40	72	Orange	Various hazardous chemicals are used in the manufacturing process. Accident/safety hazard is also associated with such sector during manufacturing and usages.	IPC-V
54.0	SYNTHETIC FIBRES MANUFACTURING															
54.1	Synthetic fibres-PSF & PFY, generated from petrochemical	35	30	35	100	30	25	35	90	30	20	50	100	Red		IPC-I

S. No.	Sector	W1	W2	W3	PI _w	A1	A2	A3	PI _A	H1	H2	PI _H	Pollution Index (PI)	Category	Remarks	Concerned Division
54.2	Synthetic fibres including rayon, tyre cord, viscose filament yarn/staple fibre, acrylic fibres	25	20	25	70	30	20	25	75	20	10	30	87.5	Red		IPC-I
54.3	Synthetic fibres including rayon, tyre cord, viscose filament yarn/staple fibre, acrylic fibres using cleaner/gaseous fuel	25	20	25	70	30	20	10	60	20	10	30	83.5	Red		IPC-I
55.0	FERTILIZERS PRODUCTION															
55.1	Fertilizers (Urea)	10	30	35	75	30	30	20	80	20	30	50	92.5	Red		IPC-I
55.2	Fertilizers (Calcium Ammonium Nitrate/Ammonium Nitrate)	10	30	25	65	30	25	25	80	20	20	40	90.5	Red		IPC-I
55.3	Fertilizers (NPK)	10	30	25	65	30	25	25	80	20	20	40	90.5	Red		IPC-I
55.4	Fertilizers (Straight Phosphatic Fertilizers)	10	30	25	65	30	25	25	80	20	20	40	90.5	Red		IPC-I
55.5	Fertilizer (granulation /formulation / blending) generating wastewater through floor washings, cooling towers etc.	10	30	15	55	30	30	0	60	10	10	20	75	Orange		IPC-I
55.6	Fertilizer (granulation /formulation / blending) not generating wastewater	0	0	0	0	30	30	0	60	10	10	20	64	Orange		IPC-I
56.0	FOOD AND FOOD PROCESSING INCLUDING FRUITS AND VEGETABLE PROCESSING															
56.1	Wastewater generation ≥ 10 KLD	25	0	25	50	25	0	25	50	0	0	0	62.5	Orange		IPC-III
56.2	Wastewater generation < 10 KLD (without boiler)	25	0	15	40	0	0	0	0	0	0	0	40	Green		IPC-III
57.0	FISH FEED, POULTRY FEED AND CATTLE FEED															
57.1	Fish feed, poultry feed and cattle feed (with boiler)	0	20	15	35	25	25	25	75	0	0	0	79.4	Orange		IPC-V

S. No.	Sector	W1	W2	W3	PI _w	A1	A2	A3	PI _A	H1	H2	PI _H	Pollution Index (PI)	Category	Remarks	Concerned Division
57.2	Fish feed, poultry feed and cattle feed (without boiler)	0	0	0	0	0	25	0	25	0	0	0	25	Green		IPC-V
58	Fish processing and packing (excluding chilling of fishes)	25	25	20	70	0	20	0	20	0	0	0	73	Orange		IPC-IV
59.0	MANUFACTURING OF MODULAR WOODEN FURNITURE															
59.1	Modular wooden furniture from particle board, MDF, swan timber etc, Ceiling tiles/ partition board from saw dust, wood chips etc., and other agricultural waste using synthetic adhesive resin, wooden box making (With boiler)	0	0	0	0	25	25	10	60	0	0	0	60	Orange		IPC-V
59.2	Modular wooden furniture from particle board, MDF, swan timber etc, Ceiling tiles/ partition board from saw dust, wood chips etc., and other agricultural waste using synthetic adhesive resin, wooden box making (Without boiler)	0	0	0	0	0	25	0	25	0	0	0	25	Green		IPC-V
60.0	CARPENTRY & WOODEN FURNITURE MANUFACTURING															
60.1	Carpentry & wooden furniture manufacturing with spray painting (excluding saw mill) with the help of electrical (motorized) machines such as electrical wood planner, steel saw cutting circular blade, etc.	0	0	0	0	0	25	0	25	0	0	0	25	Green		IPC-V

S. No.	Sector	W1	W2	W3	PI _w	A1	A2	A3	PI _A	H1	H2	PI _H	Pollution Index (PI)	Category	Remarks	Concerned Division
60.2	Carpentry & wooden furniture manufacturing without spray painting (excluding saw mill) with the help of electrical (motorized) machines such as electrical wood planner, steel saw cutting circular blade, etc.	0	0	0	0	0	0	0	0	0	0	0	0	White		IPC-V
61	Foam manufacturing	0	0	0	0	35	0	0	35	20	10	30	44.8	Green	Emissions of VOCs and HAPs. Raw materials are polyurethane, latex etc.	IPC-V
62	Flour mills (dry process)	0	0	0	0	0	25	0	25	0	0	0	25	Green	Separate classification for domestic flour mills may not require.	IPC-V
63.0	STEEL FURNITURE INDUSTRY (Obnoxious gases from welding.)															
63.1	Steel furniture with spray painting	0	0	0	0	0	25	0	25	0	0	0	25	Green		IPC-V
63.2	Steel furniture without spray painting	0	0	0	0	0	0	0	0	0	0	0	0	White		IPC-V
~G~																
64.0	MANUFACTURING OF GLUE AND GELATIN															
64.1	Manufacturing of glue and gelatin using coal/liquid fuel	25	20	15	60	25	20	25	70	10	10	20	82	Red		IPC-I
64.2	Manufacturing of glue and gelatin by using biomass/cleaner fuel	25	20	15	60	25	20	15	60	10	10	20	76	Orange		IPC-I
65.0	MANUFACTURING OF GLASS (INCLUDING PRINTING OR ETCHING OF GLASS SHEET USING HYDROFLUORIC ACID)															
65.1	Manufacturing of glass (Oil/coal fired)	0	15	15	30	25	25	25	75	0	0	0	78.8	Orange		IPC-V
65.2	Manufacturing of glass (gas fired)	0	15	15	30	25	25	10	60	0	0	0	66	Orange		IPC-V

S. No.	Sector	W1	W2	W3	PI _w	A1	A2	A3	PI _A	H1	H2	PI _H	Pollution Index (PI)	Category	Remarks	Concerned Division
66	Producer Gas plant using conventional coal Gasification	20	25	15	60	25	0	25	50	30	10	40	78	Orange		IPC-V
67.0	COMPRESSED BIOGAS (CBG)/BIO-CNG PLANTS															
67.1	CBG plants based on Municipal Solid Waste (MSW) as feed	30	25	25	80	0	20	0	20	0	0	0	82	Red		UPC-II
67.2	CBG plants based on process waste (industrial/ process liquid effluent & solid waste like press mud, organic sludge, molasses, etc.) as feed	30	25	25	80	0	20	0	20	0	0	0	82	Red		IPC-III
67.3	CBG plants based on crop residue (paddy straw /wheat straw /corn sweet sorghum/ Napier grass, etc.) as feed	30	25	20	75	0	20	0	20	0	0	0	77.5	Orange		IPC-III
67.4	CBG plants based on animal waste (dairy farms, poultry farms, and other animal waste) as feed	30	25	20	75	0	20	0	20	0	0	0	77.5	Orange		IPC-III
67.5	CBG plants producing Fermented Organic Manure (FOM) & Liquid Fermented Organic Manure (LFOM) as by-products	0	0	0	0	0	20	0	20	0	0	0	20	White	CBG plants producing FOM & LFOM as by-products in conformity with requirements of Gazette Notification No. 2051 dated 14.07.2020 & No. 1972 dated 01.06.2021, respectively, and utilizing entire FOM & LFOM as a fertilizer or manure on land and also not discharging any waste-water, to be considered under White category, subject to verification by SPCB on case-to-case basis.	IPC-III

S. No.	Sector	W1	W2	W3	PI _w	A1	A2	A3	PI _A	H1	H2	PI _H	Pollution Index (PI)	Category	Remarks	Concerned Division
68.0	STANDALONE PRODUCTION OF HYDROGEN AND/OR AMMONIA (WITHOUT CAPTIVE POWER PLANT USING FOSSIL FUEL)															
68.1	Integrated unit for production of Ammonia through Hydrogen generated by pyrolysis/gasification	20	25	20	65	20	25	25	70	30	20	50	87.3	Red	<p>i. Pyrolysis of biomass will generate syn gas and other condensable gases having hydrocarbons and other impurities.</p> <p>ii. Purification of gas will generate wastewater having high organic content and tarry residue as hazardous waste.</p> <p>iii. The process will generate fugitive emissions and due to pyrolysis operation.</p>	IPC-I
68.2	Integrated unit for production of ammonia through Hydrogen generated by electrolysis using renewable energy (capacity ≥ 15 TPD)	10	25	35	70	0	20	0	20	30	20	50	80.5	Red	<p>i. Ammonia manufacturing process (Haber process) and associated safety hazards remain same as per the chemical properties of ammonia.</p> <p>ii. Wastewater generation due to the production of hydrogen through electrolysis and condensation of ammonia, other scrubbed liquid etc.</p> <p>iii. Generation of ETP sludge, exhausted membranes, molecular sieves, spent catalysts, etc. as hazardous waste.</p>	IPC-I

S. No.	Sector	W1	W2	W3	PI _W	A1	A2	A3	PI _A	H1	H2	PI _H	Pollution Index (PI)	Category	Remarks	Concerned Division
68.3	Integrated unit for production of Ammonia through hydrogen generated by electrolysis using renewable energy (Capacity < 15 TPD)	10	25	20	55	0	20	0	20	30	10	40	68.5	Orange	<p>i. Ammonia manufacturing process (Haber process) and associated safety hazards remains same as per the chemical properties of ammonia.</p> <p>ii. Wastewater generation due to production of hydrogen through electrolysis and condensation of ammonia, other scrubbed liquid etc.</p> <p>iii. Generation of ETP sludge, exhausted membranes, molecular sieves, spent catalysts, etc. as hazardous waste.</p>	IPC-I
68.4	Hydrogen production through pyrolysis/gasification	20	25	20	65	20	25	25	70	30	10	40	85.8	Red	<p>i. Pyrolysis of biomass will generate syn gas and other condensable gases having hydrocarbons and other impurities.</p> <p>ii. Purification of gas will generate wastewater having high organic content and tarry residue as hazardous waste.</p> <p>iii. The process will generate fugitive emissions and due to pyrolysis operation.</p>	IPC-I

S. No.	Sector	W1	W2	W3	PI _W	A1	A2	A3	PI _A	H1	H2	PI _H	Pollution Index (PI)	Category	Remarks	Concerned Division
68.5	Hydrogen production through electrolysis using raw/seawater and renewable energy (capacity ≥ 2.5 TPD)	0	20	35	55	0	0	0	0	30	10	40	64.0	Orange	<p>i. Type of electrolyzers may include Alkaline Water Electrolyser (AWE), Proton Exchange Membrane (PEM), Solid Oxide Electrolyser Cell (SOEC) and Anion Exchange Membrane (AEM), etc.</p> <p>ii. Generation of DM reject, cooling tower blowdown, draining of alkaline/electrolyser water during maintenance, etc. as wastewater.</p> <p>iii. Generation of ETP sludge, exhausted membranes, molecular sieves, spent catalysts, etc. as hazardous waste.</p>	IPC-I
68.6	Hydrogen production through electrolysis using raw/sea water and renewable energy (capacity < 2.5 TPD)	0	20	20	40	0	0	0	0	30	10	40	52.0	Green	<p>i. Type of electrolyzers may include Alkaline Water Electrolyser (AWE), Proton Exchange Membrane (PEM), Solid Oxide Electrolyser Cell (SOEC) and Anion Exchange Membrane (AEM), etc.</p> <p>ii. Generation of DM reject, cooling tower blowdown, draining of alkaline/electrolyser water during maintenance, etc. as wastewater.</p> <p>iii. Generation of ETP sludge, exhausted membranes, molecular sieves, spent catalysts, etc. as hazardous waste.</p>	IPC-I
68.7	Hydrogen production through electrolysis (using	0	0	0	0	0	0	0	0	0	10	10	10.0	White	i. DM water as feed water for electrolyser and cooling/chilling	IPC-I

901

S. No.	Sector	W1	W2	W3	PI _w	A1	A2	A3	PI _A	H1	H2	PI _H	Pollution Index (PI)	Category	Remarks	Concerned Division
	renewable energy) on BOO/BOOT/BOT, mode etc., located in the premises of end user industry and directly using de-mineralized water & other utilities (cooling tower, ETP, etc.) sourced from end user industry														water requirement to be met by the end user industry. ii. Wastewater and other waste generated during O&M shall also be managed by the end user industry.	
69	Glue from starch (physical mixing) with Gas/ electrically operated oven /boiler.	0	0	0	0	25	0	10	35	0	0	0	35	Green		IPC-V
70	Gold and silver smithy (purification with acid smelting operation and sulphuric acid polishing operation) (using less or equal to 1 litre of sulphuric acid/ nitric acid per month)	0	0	0	0	0	25	0	25	0	0	0	25	Green		IPC-V
71	Compressed oxygen Gas from crude liquid oxygen (without use of any solvents and by maintaining pressure & temperature only for separation of other Gases)	0	0	0	0	0	0	0	0	0	0	0	0	White		IPC-V
72	Glass and ampules and vials making from Glass tubes	0	0	0	0	0	0	0	0	0	0	0	0	White		IPC-V
73	Ground nut decorticating	0	0	0	0	0	0	0	0	0	0	0	0	White		IPC-V

902

S. No.	Sector	W1	W2	W3	PI _w	A1	A2	A3	PI _A	H1	H2	PI _H	Pollution Index (PI)	Category	Remarks	Concerned Division
74	Medical Oxygen	0	0	0	0	0	0	0	0	10	10	20	20	White	The sector may become green category if it generates wastewater	IPC-V
~H~																
75.0	HOT MIX PLANTS															
75.1	Hot mix plants using oil as fuel	0	0	0	0	25	25	25	75	0	0	0	75	Orange		IPC-V
75.2	Hot mix plants using gaseous as fuel	0	0	0	0	25	25	10	60	0	0	0	60	Orange		IPC-V
76	Hazardous waste pre-processing/processing facility including spent acid processing, spent solvent recovery, etc.	25	30	15	70	25	25	15	65	30	20	50	87.3	Red		WM-II
77	Handloom / carpet weaving (without dying and bleaching operation)	0	0	0	0	0	0	0	0	0	0	0	0	White		IPC-V
~I~																
78	Ice cream manufacturing units	25	25	20	70	25	0	25	50	0	0	0	77.5	Orange		IPC-IV
79	Printing Ink Manufacturing	20	30	15	65	0	20	10	30	30	10	40	77.3	Orange	In the process pigments, binders and solvents are used. VOCs are generated.	IPC-I

903

S. No.	Sector	W1	W2	W3	PI _w	A1	A2	A3	PI _A	H1	H2	PI _H	Pollution Index (PI)	Category	Remarks	Concerned Division
80	Manufacturing of scientific and mathematical Instrument (assembling only)	0	0	0	0	0	0	0	0	0	0	0	0	White		IPC-V
~J~																
81.0	JUTE PROCESSING															
81.1	Jute processing (with dyeing / with boiler)	25	20	25	70	25	0	25	50	0	0	0	77.5	Orange		IPC-III
81.2	Jute processing (without dyeing / without boiler)	20	0	20	40	0	0	0	0	0	0	0	40	Green		IPC-III
81.3	Manufacturing of products from jute (without dyeing/ without boiler)	0	0	0	0	0	0	0	0	0	0	0	0	White		IPC-III
~L~																
82	Lime manufacturing (using lime kiln)	0	0	0	0	25	0	30	55	0	0	0	55	Orange		IPC-V
83	Leather foot wear and Leather products (excluding tanning and hide processing)	0	0	0	0	0	20	0	20	0	0	0	20	White	Fumes due to use of adhesives / gums.	IPC-IV
84	Manufacturing of optical Lenses (using electrical furnace)	0	20	15	35	0	0	0	0	0	0	0	35	Green		IPC-V
85	Leather cutting and stitching (more than 10 machine and using motor)	0	0	0	0	0	0	0	0	0	0	0	0	White		IPC-V
~M~																

S. No.	Sector	W1	W2	W3	PI _w	A1	A2	A3	PI _A	H1	H2	PI _H	Pollution Index (PI)	Category	Remarks	Concerned Division
86	Mobile towers using genset(s)	0	0	0	0	25	0	25	50	0	0	0	50	Green	i. The used oil/waste oil generated during repair and maintenance need to be disposed through authorized hazardous waste recycler by service provider/OEM. ii. Order dated 24.08.2017 in the related matter with OA No. 83(THC) OF 2012 (Bharti Infratel Ltd.) may be referred for issuance of composite consent in case of mobile towers.	UPC-I
87.0	MILK PROCESSES AND DAIRY PRODUCTS															
87.1	Milk processes and dairy products (integrated project)	30	25	30	85	25	20	30	75	0	0	0	90.6	Red		IPC-IV
87.2	Dairy and dairy products (Small scale units), using coal/biomass as fuel (Wastewater generation ≥ 100 KLD)	25	25	30	80	25	0	25	50	0	0	0	85	Red		IPC-IV
87.3	Dairy and dairy products (Small scale units), using coal/biomass as fuel (Wastewater generation < 100 KLD)	25	25	20	70	25	0	25	50	0	0	0	77.5	Orange		IPC-IV
87.4	Dairy and dairy products, (Small scale units), using PNG as fuel	25	25	20	70	0	0	10	10	0	0	0	71.5	Orange		IPC-IV
88.0	MINING AND ORE BENEFICIATION															
88.1	Open-cast coal mining	10	25	35	70	25	30	35	90	10	70	80	97.5	Red		IPC-II
88.2	Underground coal mining	0	25	35	60	25	30	35	90	0	0	0	93	Red		IPC-II
88.3	Mining of major minerals and ore beneficiation	20	30	35	85	25	30	35	90	25	70	95	99.4	Red	Includes captive limestone mining.	IPC-II

S. No.	Sector	W1	W2	W3	PI _w	A1	A2	A3	PI _A	H1	H2	PI _H	Pollution Index (PI)	Category	Remarks	Concerned Division
88.4	Mining of minor minerals (except Sand/riverbed material mining)	10	0	20	30	25	25	25	75	0	0	0	78.8	Orange		IPC-II
88.5	Grinding, processing, and screening of minor minerals	0	0	0	0	25	30	0	55	0	0	0	55	Orange		IPC-II
89	Manufacturing of Mirror from sheet glass	0	0	0	0	30	20	0	50	25	10	35	58.8	Orange		IPC-V
90	Mineral processing, industries involving ore sintering, pelletising, grinding & pulverization	0	0	0	0	25	25	25	75	0	0	0	75	Orange		IPC-II
91	Malteries (without fermentation)	30	15	25	70	25	0	25	50	0	0	0	77.5	Orange		IPC-III
92	Manufacturing of Mosquito repellent & coil	0	0	0	0	30	0	25	55	0	0	0	55	Orange	Toxic fumes may be released.	IPC-V
93	Organic Manure (physical mixing)	0	0	0	0	0	20	0	20	0	0	0	20	White		IPC-V
94	Packing of powdered Milk	0	0	0	0	0	0	0	0	0	0	0	0	White		IPC-V
METALS AND METALLURGICAL SECTORS																
95.0	IRON & STEEL (PRIMARY PROCESSING FROM ORE, INTEGRATED STEEL PLANTS AND SPONGE IRON UNITS)															
95.1	Integrated iron and steel plants	25	30	35	90	25	30	35	90	25	50	75	98.3	Red		IPC-II
95.2	Stand-alone sintering/palletisation	0	0	0	0	25	30	35	90	0	0	0	90	Red		IPC-II
95.3	Sponge iron with CPP (Captive Power Plant)	20	25	35	80	25	30	35	90	10	50	60	97	Red		IPC-II
95.4	Sponge iron without CPP	20	15	30	65	25	30	35	90	10	50	60	96.3	Red		IPC-II

906

S. No.	Sector	W1	W2	W3	PI _w	A1	A2	A3	PI _A	H1	H2	PI _H	Pollution Index (PI)	Category	Remarks	Concerned Division
95.5	Stand-alone coke oven gas plants	25	30	30	85	25	30	35	90	25	50	75	98	Red		IPC-II
96.0	ALUMINIUM PROCESSING															
96.1	Aluminium Refinery	10	30	35	75	25	25	35	85	10	70	80	96.6	Red		IPC-II
96.2	Aluminium Smelter	10	30	35	75	30	25	35	90	25	70	95	99.1	Red		IPC-II
97	Copper Smelter	10	30	35	75	30	25	35	90	10	70	80	97.8	Red		IPC-II
98	Zinc smelter	10	30	35	75	30	25	35	90	10	70	80	97.8	Red		IPC-II
99.0	FERROUS AND NON-FERROUS METAL SECONDARY PROCESSING/REPROCESSING UNITS INVOLVING DIFFERENT FURNACES THROUGH MELTING, REFINING, CASTING, ALLOY-MAKING															
99.1	All Ferrous and Non-ferrous metal secondary processing/reprocessing units involving different furnaces through melting, refining, casting, alloy-making (using coal/liquid fuels)	0	15	15	30	25	25	25	75	25	10	35	83.1	Red		IPC-V
99.2	Ferrous and Non-ferrous metal (excluding lead, nickel, and manganese) secondary processing/reprocessing units involving different furnaces through melting, refining, casting, alloy-making (using cleaner fuels/electricity)	0	15	15	30	25	25	10	60	10	10	20	70	Orange		IPC-V
100	Aluminium & copper extraction from scrap using an oil-fired furnace (dry process only)	0	0	0	0	25	25	25	75	0	0	0	75	Orange		IPC-V
101.0	INDUSTRY OR PROCESS INVOLVING METAL SURFACE TREATMENT OR PROCESS/HEAT TREATMENT															

S. No.	Sector	W1	W2	W3	PI _w	A1	A2	A3	PI _A	H1	H2	PI _H	Pollution Index (PI)	Category	Remarks	Concerned Division
101.1	Industry or process involving metal surface treatment or process such as pickling/ electroplating/paint stripping/ heat treatment using cyanide bath/ phosphating or finishing and anodizing / enamellings/ galvanizing	25	30	20	75	30	25	0	55	25	30	55	88.8	Red		IPC-V
101.2	Plasma electrolytic polishing (electroplating)	25	30	15	70	30	25	0	55	0	0	0	78.3	Orange		IPC-V
101.3	Heat treatment using furnace (without cyaniding)	0	0	0	0	25	0	25	50	0	0	0	50	Green		IPC-V
101.4	Heat treatment with any of the new technology like ultrasound probe, induction hardening, ionization beam, gas carburizing etc.	0	15	15	30	0	25	0	25	0	0	0	38.8	Green		IPC-V
102.0	FORGING OF FERROUS AND NON- FERROUS METALS															
102.1	Forging of ferrous and non-ferrous metals using liquid fuel	0	0	0	0	25	25	20	70	30	10	40	76	Orange		IPC-V
102.2	Forging of ferrous and non-ferrous metals using gaseous fuel	0	0	0	0	25	25	10	60	30	10	40	68	Orange		IPC-V
102.3	Forging of ferrous and non-ferrous metals using electricity	0	0	0	0	25	25	0	50	30	10	40	60	Orange		IPC-V
102.4	Forging of ferrous and non-ferrous metals (cold forging, without any heat treatment)	0	0	0	0	0	0	0	0	30	10	40	40	Green		IPC-V
103.0	ROLLING MILLS															
103.1	Rolling and pickling	25	30	15	70	25	30	25	80	25	10	35	90.5	Red		IPC-V
103.2	Rolling mills (oil and coal fired)	0	15	15	30	25	0	25	50	0	0	0	57.5	Orange		IPC-V
103.3	Rolling mills (gas fired)	0	15	15	30	25	0	10	35	0	0	0	44.8	Green		IPC-V

S. No.	Sector	W1	W2	W3	PI _w	A1	A2	A3	PI _A	H1	H2	PI _H	Pollution Index (PI)	Category	Remarks	Concerned Division
103.4	Cold rolling mill (without heat treatment)	0	0	0	0	0	0	0	0	0	0	0	0	White		IPC-V
104.0	FOUNDRY OPERATIONS															
104.1	Cupola furnace	0	0	0	0	25	25	25	75	10	10	20	77.5	Orange		IPC-V
104.2	Induction furnace/arc furnace	0	0	0	0	25	30	0	55	10	10	20	59.5	Orange		IPC-V
105.0	WIRE DRAWING AND WIRE NETTING															
105.1	Wire drawing and wire netting (with pickling)	25	30	15	70	30	25	0	55	10	10	20	81.3	Red		IPC-V
105.2	Wire drawing and wire netting (without pickling and with heat treatment)	0	0	0	0	25	0	20	45	10	10	20	50.5	Green		IPC-V
105.3	Wire drawing and wire netting (without pickling and without heat treatment)	0	0	0	0	0	0	0	0	0	0	0	0	White		IPC-V
106	Die-casting /extrusion process only	0	0	0	0	25	0	25	50	0	0	0	50	Green		IPC-V
107	Manufacturing of aluminium utensils from aluminium circles pressing/ Brass and bell Metal utensils manufacturing from circles (dry mechanical operation only)	0	0	0	0	0	30	0	30	0	0	0	30	Green	Emissions during buffing	IPC-V
108	Manufacturing of Metal caps containers etc	0	0	0	0	0	0	0	0	0	0	0	0	White		IPC-V

S. No.	Sector	W1	W2	W3	PI _w	A1	A2	A3	PI _A	H1	H2	PI _H	Pollution Index (PI)	Category	Remarks	Concerned Division
~N~																
109	Formulation/palletisation of camphor tablets, Naphthalene balls from camphor/ naphthalene powders.	0	0	0	0	35	20	0	55	0	0	0	55	Orange	Emissions of benzene, hydrocarbons etc. are expected.	IPC-V
110	Organic and inorganic Nutrients by physical mixing (without boiler and without any reactor)	0	0	0	0	0	0	0	0	10	10	20	20	White	The sector may become green category if it generates wastewater	IPC-V
111.0	ORGANIC CHEMICALS INCLUDING HALOGENATED HYDROCARBONS															
111.1	Organic chemicals including halogenated hydrocarbons (using solid/liquid fuel)	30	30	25	85	35	0	30	65	30	20	50	93.6	Red		IPC-I
111.2	Organic chemicals including halogenated hydrocarbons (using cleaner fuel)	30	30	25	85	35	0	10	45	30	20	50	92.1	Red		IPC-I
112	Oil and gas extraction (offshore & onshore extraction through drilling wells), Coal Bed Methane (CBM) drilling and shale gas, including group gathering stations (GGS), etc.	25	30	15	70	20	25	0	45	30	10	40	82.8	Red		IPC-I
113.0	EDIBLE OIL MILLS															
113.1	Vegetable oil manufacturing including solvent extraction and refinery /hydrogenated oils	25	25	20	70	25	0	20	45	0	0	0	76.8	Orange		IPC-III
113.2	Oil mills Ghani and extraction without boiler (no refining/ hydrogenation)	10	25	15	50	0	0	0	0	0	0	0	50	Green		IPC-III

S. No.	Sector	W1	W2	W3	PI _w	A1	A2	A3	PI _A	H1	H2	PI _H	Pollution Index (PI)	Category	Remarks	Concerned Division
~P~																
114.0	POWER GENERATION PLANTS															
114.1	Power plants based on coal	0	15	35	50	35	25	35	95	10	70	80	98.3	Red		IPC-II
114.2	Power plants based on liquid fuels	0	15	35	50	25	25	35	85	30	20	50	92.5	Red		IPC-II
114.3	Biomass-based power plants	0	15	30	45	25	25	25	75	10	50	60	88.1	Red		IPC-II
114.4	Nuclear energy-based power plants (> 220 MW)	0	30	35	65	25	0	25	50	25	20	45	81.6	Red	Overall safety aspects related with radioactivity is regulated by Atomic Energy Regulatory Board (AERB).	IPC-II
114.5	Nuclear energy-based power plants (up to 220 MW)	0	30	35	65	25	0	25	50	25	10	35	79.9	Orange	Overall safety aspects related with radioactivity is regulated by Atomic Energy Regulatory Board (AERB).	IPC-II
114.6	Gas-based power plants	0	15	35	50	25	0	20	45	0	0	0	61.3	Orange		IPC-II
115.0	PULP & PAPER (AGRO & WOOD)															
115.1	Manufacturing of bleached chemical pulp, papers, and paperboards	30	30	35	95	30	0	35	65	30	30	60	98.1	Red		IPC-III
115.2	Unbleached or Totally Chlorine Free (TCF) bleaching for manufacturing of chemical pulp, papers, and paperboards	30	20	35	85	30	0	35	65	10	30	40	92.9	Red		IPC-III
115.3	Bleached grades of chemical pulp, paper, and paperboard having Totally Chlorine Free (TCF) bleaching	30	20	35	85	30	0	35	65	10	30	40	92.9	Red		IPC-III
116.0	PULP AND PAPER (RECYCLED FIBRE/WASTE PAPER BASED)															
116.1	Pulp & Paper (With bleaching)	30	15	35	80	25	0	25	50	10	30	40	89	Red		IPC-III
116.2	Pulp & Paper (Without bleaching, capacity ≥15 TPD)	25	15	35	75	25	0	25	50	10	30	40	86.3	Red		IPC-III

S. No.	Sector	W1	W2	W3	PI _w	A1	A2	A3	PI _A	H1	H2	PI _H	Pollution Index (PI)	Category	Remarks	Concerned Division
116.3	Pulp & Paper (Without bleaching; plant capacity <15 TPD)	25	15	20	60	25	0	25	50	10	10	20	74	Orange		IPC-III
117.0	MANUFACTURING OF PAINTS, VARNISHES (The process may cause considerable emissions of volatile organic compounds (VOC).)															
117.1	Manufacturing of solvent-based paints/varnish	35	30	20	85	25	20	25	70	25	30	55	94.4	Red		IPC-I
117.2	Manufacturing of water-based paints	25	30	20	75	25	20	25	70	20	20	40	88.8	Red		IPC-I
117.3	Manufacturing of powder coatings	0	15	15	30	20	30	25	75	10	20	30	82.5	Red		IPC-I
117.4	Manufacturing of paint and varnishes (only blending and mixing)	20	30	15	65	0	20	0	20	30	20	50	77.3	Orange		IPC-I
118.0	PESTICIDE INDUSTRIES															
118.1	Pesticide technical (organic chemicals based)	30	30	20	80	30	25	25	80	30	30	60	94	Red		IPC-I
118.2	Pesticide technical (inorganic chemicals based like Zinc Phosphide and Aluminium Phosphide)	20	30	20	70	30	25	25	80	20	20	40	91	Red		IPC-I
118.3	Pesticide formulation industries (Liquid formulation only) having boiler/thermopack	20	30	20	70	25	20	25	70	20	20	40	86.5	Red		IPC-I
118.4	Pesticide formulation industries (Liquid formulation only) without having boiler/thermopack	20	30	20	70	0	20	0	20	20	20	40	79	Orange	Considering that dry formulation industries can also generate effluent because of equipment cleaning, the water pollution score is given	IPC-I
118.5	Pesticide formulation industries (having both liquid and dry formulation or dry formulation only) without having boiler / thermopack	20	30	20	70	30	20	0	50	20	20	40	83.5	Red	Considering that dry formulation industries can also generate effluent because of equipment cleaning, the water pollution score is given	IPC-I

S. No.	Sector	W1	W2	W3	PI _w	A1	A2	A3	PI _A	H1	H2	PI _H	Pollution Index (PI)	Category	Remarks	Concerned Division
118.6	Pesticide formulation industries (having both liquid and dry formulation or dry formulation only) having boiler / thermopack	20	30	20	70	30	20	25	75	20	20	40	88.8	Red	Considering that dry formulation industries can also generate effluent because of equipment cleaning, the water pollution score is given	IPC-I
119	Photographic film and its chemicals	20	20	15	55	30	0	25	55	20	10	30	74.1	Orange	Silver salts and other chemicals are used	IPC-I
120	Petroleum oil refineries	35	30	30	95	35	20	35	90	20	20	40	98.3	Red		IPC-I
121.0	PETROCHEMICALS															
121.1	Petrochemicals (Naphtha cracker.)	30	30	30	90	35	25	35	95	30	20	50	98.5	Red		IPC-I
121.2	Petrochemicals (Gas cracker)	30	30	30	90	35	25	25	85	30	20	50	96.8	Red		IPC-I
121.3	Petrochemicals (without cracker)	25	30	20	75	25	25	15	65	20	20	40	88.1	Red		IPC-I
121.4	Petrochemicals (without cracker and using cleaner/gaseous fuel)	25	30	20	75	25	25	10	60	20	20	40	87.5	Red		IPC-I
122.0	MANUFACTURING OF LUBRICATING OILS, GREASE AND PETROLEUM-BASED PRODUCTS															
122.1	Manufacturing of lubricating oils, grease, and petroleum-based products	20	15	15	50	25	20	10	55	30	10	40	75.3	Orange	Such unit uses distillation columns/ boilers etc	IPC-I
122.2	Manufacturing of lubricating oils, grease, and petroleum-based products (only blending)	0	0	0	0	0	25	0	25	10	10	20	32.5	Green		IPC-I
123.0	PHARMACEUTICAL INDUSTRY															
123.1	Pharmaceuticals manufacturing	35	30	30	95	35	25	35	95	30	20	50	98.6	Red		IPC-I
123.2	Pharmaceuticals manufacturing using cleaner/gaseous fuel	35	30	30	95	35	25	10	70	30	20	50	98	Red		IPC-I

S. No.	Sector	W1	W2	W3	PI _w	A1	A2	A3	PI _A	H1	H2	PI _H	Pollution Index (PI)	Category	Remarks	Concerned Division
123.3	Pharmaceuticals (Formulation)	20	15	15	50	25	0	25	50	30	10	40	72.5	Orange		IPC-I
123.4	Pharmaceuticals (Formulation) using cleaner/gaseous fuel	20	15	15	50	25	0	10	35	30	10	40	68.8	Orange		IPC-I
123.5	Vaccine manufacturing	20	15	15	50	25	0	35	60	30	10	40	78	Orange		IPC-I
123.6	Vaccine manufacturing using cleaner/gaseous fuel	20	15	15	50	25	0	10	35	30	10	40	68.8	Orange		IPC-I
123.7	Pharmaceutical R&D facilities	20	15	15	50	25	0	25	50	30	10	40	72.5	Orange		IPC-I
123.8	Ayurvedic or Unani medicines manufacturing	20	15	15	50	25	0	25	50	30	10	40	72.5	Orange		IPC-I
123.9	Ayurvedic or unani medicines manufacturing using cleaner fuel	20	15	15	50	25	0	10	35	0	0	0	58.8	Orange		IPC-I
123.10	Ayurvedic or unani medicines manufacturing (Without boiler)	20	15	15	50	0	0	0	0	0	0	0	50	Green		IPC-I
124	Digital Printing on flex /vinyl, PVC etc. (more than 5 machines)	0	0	0	0	20	0	0	20	30	10	40	46	Green		IPC-V
125	Spray Painting , Paint baking, Paint shipping	0	0	0	0	0	25	0	25	30	10	40	47.5	Green	Emissions in the form of VOCs and HC are generated.	IPC-V
126	Plywood /board manufacturing (including Veneer and laminate) with biomass fired boiler / thermic fluid heater (without resin plant)	20	20	15	55	25	20	25	70	0	0	0	78.3	Orange		IPC-V

S. No.	Sector	W1	W2	W3	PI _w	A1	A2	A3	PI _A	H1	H2	PI _H	Pollution Index (PI)	Category	Remarks	Concerned Division
127	Printing press (newspaper, books, magazines, etc./ Gravure printing)	20	0	15	35	20	0	0	20	30	10	40	56.5	Orange		IPC-V
128	Manufacturing of bi-axially oriented Polypropylene (PP) film along with metalizing operations	0	15	15	30	0	0	0	0	0	0	0	30	Green	Mainly extrusion process involving	IPC-V
129	Pulse/Dal Mills	0	0	0	0	0	30	0	30	0	0	0	30	Green		IPC-V
130	Insulation and other coated Papers (excluding paper or pipe manufacturing)	0	0	0	0	0	25	0	25	0	0	0	25	Green		IPC-V
131	Packaging materials manufacturing from non-asbestos fibre, vegetable fibre yarn	0	0	0	0	0	25	0	25	0	0	0	25	Green		IPC-V
132	Polythene and plastic processed products manufacturing (virgin/compostable plastic)	0	15	15	30	0	20	0	20	0	0	0	37	Green		IPC-V
133	Poultry , piggery, and hatchery	0	0	0	0	30	20	0	50	0	0	0	50	Green		IPC-V
134	Puffed rice (muri) (using gas)	0	0	0	0	25	0	10	35	0	0	0	35	Green		IPC-V

915

S. No.	Sector	W1	W2	W3	PI _w	A1	A2	A3	PI _A	H1	H2	PI _H	Pollution Index (PI)	Category	Remarks	Concerned Division
135	Biscuits trays etc from rolled PVC sheet (using automatic vacuum forming machines)	0	0	0	0	0	0	0	0	0	0	0	0	White		IPC-V
136	Fountain Pen manufacturing by assembling only	0	0	0	0	0	0	0	0	0	0	0	0	White		IPC-V
137	Glass Putty and sealant (by mixing with machine only)	0	0	0	0	0	0	0	0	0	0	0	0	White		IPC-V
138	Manufacturing of Paper Pins, U-clips, etc.	0	0	0	0	0	0	0	0	0	0	0	0	White		IPC-V
139	Solar Power generation through solar photovoltaic cell and wind power	0	0	0	0	0	0	0	0	0	0	0	0	White		IPC-V
~R~																
140	Synthetic Rubber excluding molding	20	15	15	50	20	0	25	45	20	10	30	68.8	Orange	Most synthetic rubber is created from two materials, styrene, and butadiene.	IPC-I
141.0	REFRACTORIES															
141.1	Refractories based on coal/liquid fuel (fuel consumption: 12 TPD and above)	0	0	0	0	25	25	30	80	0	0	0	80	Red		IPC-V
141.2	Refractories based on coal/liquid fuel (fuel consumption: less than 12 TPD)	0	0	0	0	25	25	25	75	0	0	0	75	Orange		IPC-V
141.3	Refractories based on cleaner fuels	0	0	0	0	25	25	10	60	0	0	0	60	Orange		IPC-V
142.0	RUBBER PRODUCTS MANUFACTURING															

S. No.	Sector	W1	W2	W3	PI _w	A1	A2	A3	PI _A	H1	H2	PI _H	Pollution Index (PI)	Category	Remarks	Concerned Division
142.1	Tyre and tube manufacturing	0	15	15	30	25	25	25	75	0	0	0	78.8	Orange		IPC-V
142.2	Tyres and tubes vulcanization/ hot retreading	0	15	15	30	25	20	10	55	0	0	0	61.8	Orange	Emissions of PM, VOCs and obnoxious odour are generated.	IPC-V
142.3	Rubber goods industry (with solid fuel/oil-based boiler)	0	15	15	30	25	0	25	50	0	0	0	57.5	Orange		IPC-V
142.4	Rubber goods industry (with gas-based boiler)	0	15	15	30	25	0	10	35	0	0	0	44.8	Green		IPC-V
143.0	SYNTHETIC RESINS															
143.1	Synthetic resins manufacturing	20	15	15	50	25	20	25	70	20	10	30	82	Red		IPC-I
143.2	Synthetic resins manufacturing (using only gaseous fuel)	20	15	15	50	25	20	10	55	20	10	30	73	Orange		IPC-I
144	Blending of melamine Resins & different powder, additives by physical mixing, including phenolic resin (without boiler)	0	15	15	30	0	30	0	30	20	10	30	51	Green		IPC-I
145.0	RICE MILLS															
145.1	Parboiled rice mill (with soaking and steam/drier)	25	0	20	45	25	0	25	50	0	0	0	61.3	Orange		IPC-V
145.2	Raw rice mill (Without soaking and steam/drier)/ hullers)	0	0	0	0	0	30	0	30	0	0	0	30	Green		IPC-V
146	Repairing of electric motors and generators (dry mechanical process)	0	0	0	0	0	0	0	0	0	0	0	0	White		IPC-V
147	Manufacturing of plastic or cotton Rope	0	0	0	0	0	0	0	0	0	0	0	0	White		IPC-V

S. No.	Sector	W1	W2	W3	PI _w	A1	A2	A3	PI _A	H1	H2	PI _H	Pollution Index (PI)	Category	Remarks	Concerned Division
148	Tyre Retraders	0	0	0	0	0	0	0	0	0	0	0	0	White		WM-III
RECYCLING AND REPROCESSING SECTOR																
149.0	INDUSTRIES ENGAGED IN RECYCLING/REPROCESSING/ RECOVERY/REUSE OF HAZARDOUS WASTE UNDER SCHEDULE IV OF H&OW(M & TBM) RULES, 2016 - ITEMS, NAMELY, SPENT CATALYSTS CONTAINING NICKEL, CADMIUM, ZINC, COPPER, ARSENIC, VANADIUM, AND COBALT, INCLUDING DRY BATTERY (EXCEPT LEAD), AND CLEARED METAL CATALYST.															
149.1	Hydro & pyro metallurgy	0	30	15	45	35	25	25	85	25	10	35	91	Red		WM-II
149.2	Hydro & pyro metallurgy (using cleaner/gaseous fuels & without crushing of materials)	0	30	15	45	35	25	10	70	25	10	35	82	Red		WM-II
149.3	Pyro metallurgy (using coal/liquid fuels)	0	0	0	0	35	25	25	85	20	10	30	87.3	Red		WM-II
149.4	Pyro metallurgy (using cleaner/gaseous fuels)	0	0	0	0	35	25	10	70	20	10	30	74.5	Orange		WM-II
149.5	Hydro metallurgy	0	30	15	45	30	25	0	55	25	10	35	73	Orange		WM-II
150.0	E-WASTE DISMANTLING / RECYCLING															
150.1	Industry engaged in recycling of e-waste generated from the electrical and electronic Equipment (EEE) listed in the E-Waste (Management) Rules 2022 using pyro/ hydro/ electro-metallurgical processing and recycling of plastic separated from Waste EEE	30	30	20	80	35	25	15	75	25	20	45	92	Red		WM-III

S. No.	Sector	W1	W2	W3	PI _w	A1	A2	A3	PI _A	H1	H2	PI _H	Pollution Index (PI)	Category	Remarks	Concerned Division
150.2	Industry engaged in recycling of e-waste generated from the electrical and electronic equipment (EEE) listed in the E-Waste (Management) Rules 2022 (PCB processing limited to only mechanical processing and separation without pyro/hydro/ electro-metallurgical processing), production of Al, Cu, and other metals from non-PCB sources and/or recycling of plastic separated from Waste EEE.	0	15	15	30	20	25	15	60	25	10	35	73	Orange		WM-III
150.3	Industry engaged in dismantling (only) of e-waste, generated from the electrical and electronic equipment (EEE) listed in the E-Waste (Management) Rules 2022	0	0	0	0	0	25	0	25	25	10	35	43.1	Green		WM-III
150.4	E-waste refurbishing centres	0	0	0	0	0	25	0	25	25	10	35	43.1	Green		WM-III
151.0	INDUSTRIES ENGAGED IN RECYCLING/REPROCESSING/ RECOVERY/REUSE OF HAZARDOUS WASTE (Items as per Schedule IV of H&OW(M & TBM) Rules, 2016.)															
151.1	Lead Recycling (Lead Acid Batteries with Acids; Lead Scrap Recycling) Rotary Furnace/ Pit Furnace (Mandir/Canopy Bhatti)	0	30	20	50	35	30	25	90	20	20	40	94.5	Red	This also includes battery scrap, namely: Lead battery plates covered by ISRI, Code word "Rails" Battery lugs covered by ISRI, Code word "Rakes." Scrap drained/dry while intact, lead batteries covered by ISRI, Code word "rains."	WM-II

S. No.	Sector	W1	W2	W3	PI _w	A1	A2	A3	PI _A	H1	H2	PI _H	Pollution Index (PI)	Category	Remarks	Concerned Division
151.2	Lead Recycling (Drained Lead Acid Batteries; Lead Scrap Recycling) Rotary Furnace/Mandir Bhatti on Cleaner Fuel	0	30	15	45	35	30	10	75	20	10	30	84.4	Red	This also includes, battery scrap, namely: Lead battery plates covered by ISRI, Code word "Rails" Battery lugs covered by ISRI, Code word "Rakes." Scrap drained/dry while intact, lead batteries covered by ISRI, Code word "rains."	WM-II
151.3	Isolated storages (as defined under Manufacture, Storage, and Import of Hazardous Chemicals Rules, 1989 as amended)	10	25	15	50	20	25	0	45	30	10	40	71.3	Orange		IPC-I
151.4	Paint and ink sludge / residues recycling	20	25	15	60	0	20	0	20	30	10	40	72	Orange		WM-II
151.5	Industries engaged in recycling / reprocessing/ recovery/reuse of Hazardous Waste, excluding lead, paint, and ink sludge	0	30	15	45	35	0	25	60	20	10	30	75	Orange	This includes items namely - Brass Dross, Copper Dross, Copper Oxide Mill Scale, Copper everts, Cake & Residues, Waste Copper and copper alloys in dispersible form, Slags from copper processing for further processing or refining, Insulated Copper Wire, Scrap/copper with PVC sheathing including ISRI-code material namely "Druid" Jelly filled Copper cables, Zinc Dross-Hot dip Galvanizers SLAB., Zinc Dross-Bottom Dross, Zinc ash/Skimming arising from galvanizing and die casting operations, Zinc ash/Skimming/other zinc bearing wastes arising from smelting and refining,, Zinc ash and residues including zinc alloy residues in dispersible form.	WM-II

S. No.	Sector	W1	W2	W3	PI _w	A1	A2	A3	PI _A	H1	H2	PI _H	Pollution Index (PI)	Category	Remarks	Concerned Division
151.6	Refining of used oil by hydro-treating/using solvent extraction	10	25	25	60	25	0	25	50	20	20	40	78	Orange		WM-II
151.7	Refining of used oil by using thin film evaporation/vacuum distillation with clay treatment	10	25	15	50	25	0	15	40	20	10	30	67.5	Orange		WM-II
151.8	Recycling / reprocessing of waste oil	20	25	15	60	25	0	15	40	20	10	30	74	Orange		WM-II
152.0	RECYCLING OF PLASTIC WASTE															
152.1	Manufacturing of flakes/staple fibre/strip from the recycling of PET bottles	20	15	25	60	0	20	0	20	0	0	0	64	Orange		IPC-I
152.2	Plastic waste processing (manufacturing of flakes/granules)	20	15	15	50	0	20	0	20	0	0	0	55	Orange	Process using In-built heaters.Washwater and fugitive emission.	UPC-II
153.0	SCRAPING FACILITIES FOR RECYCLING END-OF-LIFE VEHICLES, WAGONS, AND COACHES															
153.1	Collection, Depollution and Dismantling Centers (Without shredding)	0	30	15	45	0	30	0	30	25	10	35	62.9	Orange		WM-II
153.2	Collection, Depollution, Dismantling and shredding Centers	0	30	15	45	0	30	0	30	25	10	35	62.9	Orange		WM-II
153.3	Common Shredders (Standalone)	0	0	0	0	0	30	0	30	25	10	35	44.8	Green		WM-II
153.4	Collection Centers (Without depollution, dismantling and shredding)	0	0	0	0	0	0	0	0	0	0	0	0	White		WM-II
~S~																
154	Sugar (excluding khandsari/jaggery)	30	25	35	90	25	0	25	50	30	10	40	94.5	Red	Generates large volume of wastewater.	IPC-III

921

S. No.	Sector	W1	W2	W3	PI _w	A1	A2	A3	PI _A	H1	H2	PI _H	Pollution Index (PI)	Category	Remarks	Concerned Division
155	Ship breaking industries	0	0	0	0	0	30	0	30	30	20	50	57.5	Orange	Ship breaking releases a large number of pollutants, including toxic waste, used/waste oil, polychlorinated biphenyls, and heavy metals.	WM-III
156	Slaughterhouse / Slaughterhouse (with rendering plant)/ integrated slaughtering unit, meat processing units, bone mill, processing of animal horns, hoofs and other body parts	30	25	30	85	25	20	25	70	0	0	0	90.3	Red		IPC-IV
157	Manufacturing of Silica gel	10	25	20	55	30	0	20	50	25	10	35	74.1	Orange		IPC-I
158	Manufacturing of Iodized Salt from Crude / Raw Salt	10	20	15	45	25	0	25	50	0	0	0	61.3	Orange	Process may involve boiling in evaporators (multiple effect evaporators), centrifuging, iodization, mixing, etc.	IPC-V
159	Manufacturing of Starch / Sago / Sorbitol	20	25	25	70	25	0	25	50	0	0	0	77.5	Orange		IPC-III
160	Stone crushers	0	0	0	0	25	30	0	55	0	0	0	55	Orange		IPC-V
161	Stone crushing/grinding/washing & screening of riverbed material(s)	10	0	25	35	25	30	0	55	0	0	0	62.9	Orange		IPC-V

S. No.	Sector	W1	W2	W3	PI _w	A1	A2	A3	PI _A	H1	H2	PI _H	Pollution Index (PI)	Category	Remarks	Concerned Division	
162.0	MANUFACTURING OF SURGICAL AND MEDICAL PRODUCTS																
162.1	Manufacturing of Surgical and medical products	10	25	15	50	25	0	10	35	0	0	0	58.8	Orange		IPC-V	
162.2	Surgical and medical products assembled only (with effluent-generating processes)	10	25	15	50	0	0	0	0	0	0	0	50	Green		IPC-V	
162.3	Surgical and medical products assembled only (without effluent-generating processes)	0	0	0	0	0	0	0	0	0	0	0	0	White		IPC-V	
163.0	SEMICONDUCTOR MANUFACTURING INDUSTRIES i. Toxic wastewater is generated due to presence of Hydrofluoric acid (HF), Mixed Nitric HF (HF + HNO ₃), Phosphoric acid, Sulphuric acid (H ₂ SO ₄), Hydrogen Peroxide, Isopropyl alcohol (IPA) / Methanol (Methanol Only), Stripper EKC-265 /ACT N396 (ACT N396 Only), BHF – 63 U, Choline etchant, etc. ii. The air pollutants which are being emitted during the manufacturing process are SiH ₄ , PH ₃ , B ₂ H ₆ , HF, HBr, DCS, NF ₃ , SF ₆ , BCl ₃ , Cl ₂ , HCL, NH ₃ , C ₂ F ₆ , CHF ₃ , CF ₄ , C ₄ F ₈ , C ₂ F ₆ etc. iii. Process waste, used oil etc. are generated as hazardous waste.)																
163.1	Semiconductor fabs manufacturing	25	30	35	90	35	30	0	65	25	10	35	95	Red		WM-III	
163.2	Display fabs manufacturing	25	30	35	90	25	30	0	55	25	10	35	94.5	Red		WM-III	
163.3	Sensor fabs manufacturing/ Compound semiconductors/ silicon photonics	25	30	35	90	25	30	0	55	25	10	35	94.5	Red		WM-III	
163.4	Semiconductor Assembly, Testing, Marking and Packaging Facility (ATMP)	0	0	0	0	0	25	0	25	25	10	35	43.1	Green		WM-III	
164	Saw mills	0	0	0	0	0	30	0	30	0	0	0	30	Green		IPC-V	
165	Spice grinding	0	0	0	0	0	30	0	30	0	0	0	30	Green		IPC-V	
166	Cutting, Sizing and polishing of marble, granite and other stones	10	0	20	30	0	30	0	30	0	0	0	40.5	Green		IPC-V	

S. No.	Sector	W1	W2	W3	PI _w	A1	A2	A3	PI _A	H1	H2	PI _H	Pollution Index (PI)	Category	Remarks	Concerned Division
167	Manufacturing of Solar module/ non-conventional energy apparatus	0	0	0	0	0	0	0	0	0	0	0	0	White		IPC-V
~T~																
168.0	TANNERIES															
168.1	Tanneries (Raw to finish)	35	30	25	90	0	20	0	20	25	30	55	93.8	Red		IPC-IV
168.2	Tanneries (Raw to wet blue)	35	30	25	90	0	20	0	20	25	30	55	93.8	Red		IPC-IV
168.3	Tanneries (Wet blue to finish)	35	30	20	85	0	20	0	20	25	30	55	90.6	Red		IPC-IV
168.4	Vegetable tanning	20	25	25	70	0	20	0	20	20	10	30	77.5	Orange		IPC-IV
169.0	MANUFACTURING OF TOOTH POWDER, TOOTHPASTE, TALCUM POWDER AND OTHER COSMETIC ITEMS															
169.1	Manufacturing of toothpaste and other cosmetic items	20	25	20	65	25	0	25	50	0	0	0	73.8	Orange		IPC-V
169.2	Manufacturing of tooth powder, talcum powder	0	0	0	0	0	25	0	25	0	0	0	25	Green		IPC-V
170.0	THERMOMETER MANUFACTURING															
170.1	Glass (mercury based) thermometer manufacturing	10	30	15	55	25	0	10	35	25	10	35	70.8	Orange	Process involves making of glass bulb, forming reservoir in the glass tube for fluid, inserting fluid, scale marking. Use of fuel to heat the glass tubes and hydrofluoric acid to seal the scaling. Small quantities of spent acids are generated.	IPC-V
170.2	Digital thermometer manufacturing	0	0	0	0	0	0	0	0	0	0	0	0	White		IPC-V
171	Manufacturing of Teflon -based products	10	0	15	25	25	25	25	75	0	0	0	78.1	Orange	Due to spraying applications, emissions (HC) are generated	IPC-V
172	Thermocol manufacturing (with boiler)	0	20	15	35	25	0	25	50	0	0	0	58.8	Orange		IPC-V

S. No.	Sector	W1	W2	W3	PI _w	A1	A2	A3	PI _A	H1	H2	PI _H	Pollution Index (PI)	Category	Remarks	Concerned Division
173.0	MANUFACTURING OF TOBACCO PRODUCTS INCLUDING CIGARETTES AND TOBACCO PROCESSES															
173.1	Manufacturing of tobacco products including cigarettes and tobacco processes (with boiler)	20	0	15	35	25	20	25	70	0	0	0	75.3	Orange		IPC-III
173.2	Manufacturing of tobacco products including cigarettes and tobacco processes (without boiler)	20	0	15	35	0	20	0	20	0	0	0	41.5	Green		IPC-III
174	Transformer repairing/manufacturing (dry process only)	0	0	0	0	0	25	0	25	30	10	40	47.5	Green		IPC-V
175	Tyre Pyrolysis Oil Industries-Applicable for advanced batch automated process / continuous TPO units	10	0	15	25	25	25	25	75	0	0	0	78.1	Orange		WM-III
176	Tamarind powder manufacturing	10	15	15	40	25	0	10	35	0	0	0	50.5	Green	Dried tamarind fruits are cleaned, soaked, and boiled in steam jacketed kettle. Then pulp is extracted in pulper and dried in drum type drier.	IPC-V
177.0	TEA PROCESSING AND BLENDING															
177.1	Tea processing (with boiler)	10	0	15	25	25	0	25	50	0	0	0	56.3	Orange		IPC-III
177.2	Tea processing (without boiler)	10	0	15	25	0	0	0	0	0	0	0	25	Green		IPC-III
177.3	Blending and packing of tea	0	0	0	0	0	0	0	0	0	0	0	0	White		IPC-V

S. No.	Sector	W1	W2	W3	PI _w	A1	A2	A3	PI _A	H1	H2	PI _H	Pollution Index (PI)	Category	Remarks	Concerned Division
TEXTILE SECTOR																
178.0	TEXTILE INDUSTRY															
178.1	Yarn / Textile processing involving any effluent/emission generating processes including bleaching, dyeing, printing, and colouring, including the garment and apparel manufacturing industry	30	30	30	90	25	0	35	60	30	20	50	95.5	Red		IPC-III
178.2	Yarn to grey fabric manufacturing with water jet machines	20	25	25	70	0	0	0	0	0	0	0	70	Orange		IPC-III
178.3	Garment and apparel manufacturing industry including Doubling / Reeling / TFO-Two for one unit (dry process)-with boiler	0	0	0	0	25	0	25	50	0	0	0	50	Green		IPC-III
178.4	Garment and apparel manufacturing industry including Doubling / Reeling / TFO-Two for one unit (dry process)-without boiler	0	0	0	0	0	0	0	0	0	0	0	0	White		IPC-III
179.0	SAREE/FABRIC PRINTING BY SCREEN / WOODEN BLOCK /HAND BLOCK															
179.1	Saree/fabric printing by screen / wooden block/hand block	25	0	25	50	25	0	20	45	30	10	40	71.3	Orange		IPC-III
179.2	Hand block printing without effluent generation	0	0	0	0	25	0	20	45	0	0	0	45	Green		IPC-III
180.0	TEXTILE SPINNING, SIZING AND WEAVING MILLS															
180.1	Textile spinning, sizing and weaving mills (wastewater generation \geq 10 KLD)	10	20	20	50	25	0	15	40	0	0	0	60	Orange		IPC-III
180.2	Textile spinning, sizing and weaving mills (wastewater generation <10 KLD)	10	20	15	45	25	0	10	35	0	0	0	54.6	Green		IPC-III

926

S. No.	Sector	W1	W2	W3	PI _w	A1	A2	A3	PI _A	H1	H2	PI _H	Pollution Index (PI)	Category	Remarks	Concerned Division
181	Power looms (without dye and bleaching)	0	0	0	0	0	25	0	25	0	0	0	25	Green		IPC-III
182.0	REPROCESSING OF WASTE TEXTILE FABRIC															
182.1	Integrated facility for reprocessing of waste textile fabric (including washing, bleaching, dyeing etc.)	30	30	20	80	25	25	15	65	0	0	0	86.5	Red		IPC-III
182.2	Reprocessing of waste textile fabric (dry process)	0	0	0	0	0	25	0	25	0	0	0	25	Green		IPC-III
183	Cotton and woollen Hosiers making (Dry process only without any dyeing / washing operation)	0	0	0	0	0	0	0	0	0	0	0	0	White		IPC-V
~W~																
184	Seasoning of Wood in steam heated chamber	0	0	0	0	25	0	25	50	0	0	0	50	Green		IPC-V
185	Pulverization of bamboo and scrap Wood	0	0	0	0	0	25	0	25	0	0	0	25	Green		IPC-V
186	Distilled Water (without boiler) with electricity as source of heat	0	20	20	40	0	0	0	0	0	0	0	40	Green		IPC-V
187	Purification of Water and packaging (mineralized/non-mineralized water)	0	20	25	45	0	0	0	0	0	0	0	45	Green	RO Rejects.	IPC-V



ANNEXURE-II

(LIST OF ESSENTIAL ENVIRONMENTAL SERVICES)



LIST OF ESSENTIAL ENVIRONMENTAL SERVICES**i. Essential Environmental Services for Industrial Waste Management**

S. No.	Sector	W1	W2	W3	PI _w	A1	A2	A3	PI _A	H1	H2	PI _H	Pollution Index (PI)	Category	Remarks	Concerned Division	
1.0	COMMON EFFLUENT TREATMENT PLANT (CETP)																
1.1	CETP having MEE/spray drier	30	30	35	95	25	0	25	50	25	50	75	98.1	Red		IPC-VII	
1.2	CETP (without having MEE/spray drier), Common MEE/common spray driers	25	30	30	85	0	0	0	0	25	30	55	89.1	Red		IPC-VII	
1.3	Common Sewage-Effluent Treatment Plant (CSETP)	25	30	30	85	0	0	0	0	25	20	45	88.4	Red		WQM-I & IPC-VII	
2.0	Effluent conveyance projects	20	30	35	85	0	0	0	0	25	10	35	87.6	Red	Such projects during O&M operation will generate deposited sludge, spillage etc. in addition regular operation of handling of effluent and its disposal.	IPC-VII	
3.0	COMMON HAZARDOUS WASTE TREATMENT, STORAGE AND DISPOSAL FACILITY																
3.1	Integrated facility (Secured landfill and incinerator)	35	30	15	80	25	25	15	65	30	70	100	100.0	Red		WM-II	
3.2	Only secured landfill	35	30	15	80	0	25	0	25	25	70	95	97.6	Red		WM-II	
3.3	Only incinerator	35	30	15	80	25	25	15	65	30	70	100	100.0	Red		WM-II	
4.0	COMMON BIO-MEDICAL WASTE TREATMENT FACILITY (CBWTF)																
4.1	CBWTF	20	25	20	65	35	20	25	80	20	20	40	90.5	Red		WM-I	
4.2	CBWTF using cleaner/gaseous fuel	20	25	20	65	35	20	10	65	20	20	40	83.4	Red		WM-I	

ii. LIST OF BLUE CATEGORY SECTORS- Essential Environmental Services for Domestic/Household Activities:

S. No.	Sector	W1	W2	W3	PI _w	A1	A2	A3	PI _A	H1	H2	PI _H	Pollution Index (PI)	Category	Remarks	Concerned Division
1.0 MUNICIPAL SOLID WASTE MANAGEMENT FACILITY																
1.1	Municipal Solid Waste Management Facility (Sanitary landfill/ Integrated Sanitary landfill with material recycling facility/ refused derived fuel, etc.)	35	30	15	80	35	25	0	60	0	0	0	86.0	Blue		UPC-II
1.2	Waste to energy power plants	0	15	30	45	35	25	35	95	10	50	60	97.6	Blue		UPC-II
1.3	Bio-mining of legacy waste projects	35	30	25	90	35	25	0	60	0	0	0	93.0	Blue		UPC-II
1.4	Municipal Solid Waste Bio-methanation plant (Quantity of MSW \geq 5 TPD)	30	25	25	80	0	20	0	20	0	0	0	82.0	Blue		UPC-II
1.5	Municipal Solid Waste Composting Facility (Quantity of MSW \geq 5 TPD)	30	25	15	70	0	30	0	30	0	0	0	74.5	Blue		UPC-II
1.6	Municipal Solid Waste Material Recovery Facility (Quantity of MSW \geq 5 TPD)	20	25	15	60	0	30	0	30	0	0	0	66.0	Blue		UPC-II
2.0 Construction and Demolition (C&D) Waste Processing Plants																
2.0	Construction and Demolition (C&D) Waste Processing Plants	10	0	15	25	25	25	0	50	0	0	0	56.3	Blue	Wastewater of high TDS of inorganic nature is generated.	UPC-I
3.0 SEWAGE TREATMENT PLANT																
3.1	Sewage Treatment Plant (5 MLD and above)	20	0	35	55	0	20	0	20	0	0	0	59.5	Blue		WQM-I
3.2	Sewage Treatment Plant (less than 5 MLD)	20	0	25	45	0	20	0	20	0	0	0	50.5	Blue		WQM-I



ANNEXURE-III
(LIST OF SERVICE/INFRASTRUCTURE DEVELOPMENT SECTORS
CLASSIFIED UNDER RED, ORANGE, GREEN, AND WHITE
CATEGORIES)



SERVICE/INFRASTRUCTURE DEVELOPMENT SECTORS

S. No.	Sector	W1	W2	W3	PI _w	A1	A2	A3	PI _A	H1	H2	PI _H	Pollution Index (PI)	Category	Remarks	Concerned Division	
1.0	STANDALONE GENERATOR SET (Genset) (i. Standalone genset(s) of total capacity less than 1000 KVA may not require additional classification. The used oil/waste oil generated during repair and maintenance need to be disposed through authorized hazardous waste recycler by service provider/OEM. ii. Projects such data centers etc. having pollution potential due to gensets only, may be classified based on the capacity and fuel used.)																
1.1	Genset(s) of total capacity \geq 1 MVA, using liquid fuel	0	0	0	0	25	0	25	50	30	10	40	60.0	Orange		UPC-I	
1.2	Genset(s) of total capacity \geq 1 MVA, using cleaner/gaseous fuel	0	0	0	0	25	0	10	35	30	10	40	50.5	Green		UPC-I	
2.0	Airports	20	0	35	55	25	0	25	50	30	10	40	75.3	Orange	Airports generates mainly domestic sewage as wastewater. Emissions and generation of hazardous waste due to overall operations in airport are considered.	UPC-I	
3.0	HEALTH CARE FACILITIES (HCFs) (AS DEFINED UNDER BIO-MEDICAL WASTE MANAGEMENT RULES, 2016) (Sectors generates bio-medical waste. As per methodology scores assigned to H.)																
3.1	HCFs with captive incinerator, irrespective of number of beds	20	0	15	35	35	20	25	80			50	88.5	Red		WM-I	
3.2	more than 1000 bedded HCFs	20	0	35	55	0	0	0	0			100	100.0	Red		WM-I	
3.3	501 to 1,000 bedded HCFs	20	0	30	50	0	0	0	0			80	85.0	Red		WM-I	
3.4	201 to 500 bedded HCFs	20	0	30	50	0	0	0	0			60	70.0	Orange		WM-I	
3.5	51 to 200 bedded HCFs	20	0	20	40	0	0	0	0			50	60.0	Orange		WM-I	
3.6	11 to 50 bedded HCFs	20	0	20	40	0	0	0	0			40	52.0	Green		WM-I	
3.7	Up to 10 bedded HCFs	20	0	15	35	0	0	0	0			30	44.8	Green		WM-I	
3.8	Non-bedded HCFs	0	0	0	0	0	0	0	0			25	25.0	Green		WM-I	
4.0	HOTELS/BANQUET HALLS HAVING ROOM FACILITY																
4.1	Hotels (above 3 star) or having 100 & above rooms	20	25	30	75	25	0	25	50	0	0	0	81.3	Red		UPC-I	


S. No.	Sector	W1	W2	W3	PI _w	A1	A2	A3	PI _A	H1	H2	PI _H	Pollution Index (PI)	Category	Remarks	Concerned Division
4.2	Hotels (above 3 star) or having 100 & above rooms (based on cleaner /gaseous fuel)	20	25	30	75	25	0	10	35	0	0	0	79.4	Orange		UPC-I
4.3	Hotels (up to 3 star) or having more than 20 rooms but less than 100 rooms.	20	25	20	65	25	0	25	50	0	0	0	73.8	Orange		UPC-I
4.4	Up to 20 rooms	10	25	15	50	0	0	10	10	0	0	0	52.5	Green		UPC-I
5.0	RAILWAY LOCOMOTIVE WORK SHOP/ INTEGRATED ROAD TRANSPORT WORKSHOP/ AUTHORIZED SERVICE CENTERS															
5.1	Railway locomotive work shop/ Integrated road transport workshop/ Authorized service centers (wastewater generation \geq 10 KLD)	20	25	25	70	30	25	0	55	30	10	40	84.3	Red		IPC-V
5.2	Railway locomotive work shop/ Integrated road transport workshop/ Authorized service centers (wastewater generation <10 KLD)	20	25	15	60	30	25	0	55	30	10	40	79.0	Orange		IPC-V
6.0	RAILWAY STATIONS															
6.1	Railway Stations (Wastewater Generation \geq 5 MLD)	20	0	35	55	25	0	25	50	30	10	40	75.3	Orange	Wastewater generating from public toilets, public taps, platform, and apron washing, coach cleaning, laundry, restaurants etc. Emissions and generation of hazardous waste due to overall operations are considered.	UPC-I
6.2	Railway Stations (Wastewater Generation \geq 100 KLD, but < 5 MLD)	20	0	15	35	0	0	0	0	0	0	0	35.0	Green	Wastewater generating from various domestic uses as public toilets, public taps, platforms, and apron washing, restaurants etc.	UPC-I

S. No.	Sector	W1	W2	W3	PI _w	A1	A2	A3	PI _A	H1	H2	PI _H	Pollution Index (PI)	Category	Remarks	Concerned Division	
7.0	RAILWAY SIDINGS (Fugitive emissions due to loading, unloading, storage and transportation of the minerals.)																
7.1	Railway sidings / Mineral stock yard	0	0	0	0	0	25	0	25	0	0	0	25.0	Green		UPC-I	
7.2	Railway sidings only for defence purpose	0	0	0	0	0	0	0	0	0	0	0	0.0	White		UPC-I	
8.0	PORTS AND HARBOURS																
8.1	Ports and harbours, jetties and dredging operations	20	30	25	75	0	25	0	25	30	20	50	84.4	Red		WM-I	
8.2	Ports and harbours (only containers handling)/ Captive jetties	20	25	20	65	0	25	0	25	30	10	40	76.4	Orange		WM-I	
9.0	Automobile service stations/ workshops	20	25	20	65	20	0	0	20	30	10	40	75.5	Orange		IPC-V	
10.0	BUILDING CONSTRUCTION PROJECTS (i. During the construction phase, the sector is mainly air polluting. However, in post construction phase it is mainly water polluting due to generation of sewage. Consent to Establish/Operate to be taken as per EC conditions, as applicable. ii. Building construction project $\geq 5,000$ sq. m., but $< 20,000$ sq. m. built-up area (with connectivity to terminal STP) may not require separate classification. iii. For projects < 5000 the wastewater shall be managed according to on-site sanitation methods as mentioned in the Manual on Sewerage and Sewage Treatment System (2013), published by the Central Public Health and Environmental Engineering Organisation (CPHEEO), and as amended from time to time.)																
10.1	Building construction project $\geq 20,000$ sq. m. built-up area	20	0	25	45	25	0	25	50	0	0	0	61.3	Orange		UPC-I	
10.2	Building construction project $\geq 5,000$ sq. m., but $< 20,000$ sq. m. built-up area (without connectivity to terminal STP)	20	0	20	40	0	0	0	0	0	0	0	40.0	Green		UPC-I	
11.0	Standalone mechanized laundry (using boiler)	20	0	20	40	25	0	25	50	0	0	0	60.0	Orange		IPC-V	
12.0	New highway construction project	0	0	0	0	25	25	25	75	0	0	0	75.0	Orange	Such projects involve use of hot mix plants, ready-mix concrete plants, construction activities generating fugitive emissions, etc.	UPC-I	

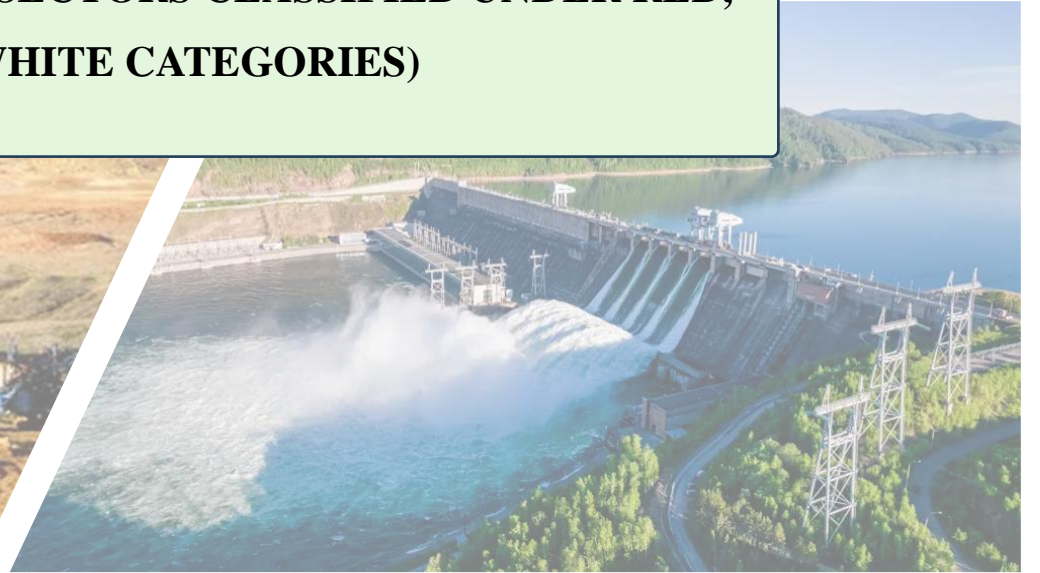
S. No.	Sector	W1	W2	W3	PI _w	A1	A2	A3	PI _A	H1	H2	PI _H	Pollution Index (PI)	Category	Remarks	Concerned Division	
13.0	DAIRY FARM (Dairy farms having less than 15 animals do not require separate classification.)																
13.1	Dairy Farm (having more than 500 animals)	30	25	25	80	0	20	0	20	0	0	0	82.0	Red		IPC-IV	
13.2	Dairy Farm (having 101 to 500 animals)	30	25	20	75	0	20	0	20	0	0	0	77.5	Orange		IPC-IV	
13.3	Dairy Farm (having 15 to 100 animals)	30	25	15	70	0	20	0	20	0	0	0	73.0	Orange		IPC-IV	
14.0	Gold Assaying & Hallmarking Centres	0	0	0	0	35	0	0	35	25	10	35	46.4	Green	Lead oxide, nitrous fumes are generated during cupellation and parting acid treatment, respectively contributing to the air emissions. The hazardous waste is generated during fire assay in the form of spent cupels bearing lead, spent acid, scrubbed water etc.	IPC-V	
15.0	Facility of handling, storage, and transportation of food grains in bulk	0	0	0	0	0	25	0	25	0	0	0	25.0	Green		IPC-V	
16.0	Flyash export or disposal operations	0	0	0	0	0	25	0	25	0	0	0	25.0	Green		IPC-V	
17.0	Oil and gas transportation pipeline (excluding pipeline covered under definition of isolated storage of hazardous chemicals, as per Manufacture, Storage, and Import of Hazardous Chemicals Rules, 1989)	0	0	0	0	25	0	10	35	0	0	0	35.0	Green		IPC-I	
18.0	Gaushalas	20	0	15	35	0	20	0	20	0	0	0	41.5	Green		IPC-IV	

935

S. No.	Sector	W1	W2	W3	PI _w	A1	A2	A3	PI _A	H1	H2	PI _H	Pollution Index (PI)	Category	Remarks	Concerned Division
19.0	Household bio-digesters/gobar-gas (cow-dung) plants based on biodegradable wastes, etc.	0	0	0	0	0	20	0	20	0	0	0	20.0	White		IPC-V



ANNEXURE-IV
(LIST OF OTHERS/SPECIAL CATEGORY SECTORS CLASSIFIED UNDER RED, ORANGE, GREEN, AND WHITE CATEGORIES)



OTHERS/SPECIAL CATEGORY SECTORS

S. No.	Sector	W1	W2	W3	PI _w	A1	A2	A3	PI _A	H1	H2	PI _H	Pollution Index (PI)	Category	Remarks	Concerned Division	
1.0	HYDEL POWER PLANTS INCLUDING PUMPED STORAGE PROJECTS																
1.1	Hydel power plants (Capacity > 50 MW)													Red	PI may be considered as 90.	IPC-II	
1.2	Mini Hydel power plants (Capacity from more than 25 MVA and up to 50 MW)													Orange	PI may be considered as 67.5.	IPC-II	
1.3	Mini Hydel power plants (Capacity ≤ 25 MW)													White	PI may be considered as 12.5.	IPC-II	
2.0	SAND / RIVERBED MATERIAL MINING FROM RIVERBED AND ITS FLOODPLAINS (excluding manual excavation) (i. Sand / riverbed material mining from riverbed and its floodplains may cause ecological disturbances, erosion of riverbed, change in hydro-geological conditions & river ecosystem, etc. ii. Cluster mining means that the distance of mining lease area is less than 500 m from periphery of another lease area. iii. This categorization is made considering the ecological damages and not based on pollution potential/index. iv. Cluster mining as defined in 'Enforcement & Monitoring Guidelines for Sand Mining, 2020', issued by MoEF&CC.)																
2.1	Mining lease area more than 5 hectares or Mining lease area up to 5 hectares which is part of cluster mining													Red	PI may be considered as 90.	IPC-II	
2.2	Standalone mining lease area up to five hectares in areas (not a part of any cluster mining)													Orange	PI may be considered as 67.5.	IPC-II	

**FORMAT FOR SUBMISSION OF INFORMATION BY SPCBS/PCCS REGARDING SECTORS
CLASSIFIED UNDER WHITE CATEGORY**

S. No.	Sector	Water Pollutant Score (PI _w)				Air Pollutant Score (PI _A)				Waste Pollutant Score (PI _H)			Pollution Index (PI)	Remarks (including brief description of process and pollution potential)
		W1	W2	W3	W	A1	A2	A3	A	H1	H2	H		



A tool for progressive environmental Management



Central Pollution Control Board

"Parivesh Bhawan", East Arjun Nagar, Delhi - 110032

MINUTES OF SECOND MEETING CONVENED ON 01/09/2023 IN COMPLIANCE OF HON'BLE NGT ORDER DATED 27/02/2023 IN EXECUTION APPLICATION (EA) NO. 12/2022(WZ) IN ORIGINAL APPLICATION (OA) NO. 80/2020 (WZ), TITLED VANASHAKTI & ANR. VS. STATE OF MAHARASHTRA & ORS.

Second meeting was convened on 01/09/2023 through Video Conference (VC), to discuss the progress of decisions taken during first meeting held on 25/07/2023 and further course of action. List of participants present in the aforesaid meeting is given at **Annexure**.

Shri Pratik Bharne, CPCB, RD, Pune welcomed all the participants and briefed about the various decisions taken during first meeting held through VC on 04/08/2021. It was mentioned that the Concept Note was requested from Central Inland Fisheries Research Institute (ICAR-CIFRI) during the first meeting and CIFRI has provided the concept Note on "Environmental Impact Assessment of Cage Culture In Inland Open Waters" vide email dated 29.08.2023 which was circulated, prior to the said meeting among the representatives of CPCB & MPCB for their perusal/ preparedness for the discussion in this meeting. Thereafter, the concept note consisting the way forward; scope; objectives along with work schedule and tentative budget submitted was discussed in detail. Also, it was mentioned that MPCB may bear the project cost, to steer & coordinate the proposed study where CPCB shall support in preparation of terms & conditions for the aforesaid study.

After due deliberation about the said concept note, Shri Ajay Aggarwal DH, IPC-VI CPCB, Delhi opined that the objectives outlined are in line with the proposed requirement to carry-out environmental impact of cage aquaculture activities. However, stressed on to reduce the proposed time line (i.e. 18 months) for the completion of the study. Further, briefed that considering the longer study period to execute the study and also in order to comply with the aforesaid Hon'ble NGT order dated 27/02/2023; for time being MPCB may itself categorize the cage aquaculture activity on the basis of available information. However, based on the outcome of proposed environmental impact study, MPCB may revisit the categorization of cage aquaculture activity.

Dr. J. B. Sangewar, Joint Director (Water), HQ, MPCB, Mumbai informed that categorization of cage aquaculture activity is in progress and the same shall be finalized shortly. Also, prior to taking decision on the categorization of cage aquaculture activity, it was mentioned that there should be consideration of siting criteria for the said activity especially if the water from the reservoir is used for drinking purpose.

After detailed discussion following decisions were taken-

- a. Execution of Environmental Impact Study is required in line with the recommendation of Six Member Expert committee comprising of members from MoEF&CC, CPCB, MPCB, Ministry of Fisheries, Animal Husbandry & Dairying, Govt. of India (MoFAHD), Ministry of Animal Husbandry, Dairy Development and Fisheries Development, Govt. of Maharashtra and Central Inland Fisheries Research Institute (CIFRI) in compliance with Order of Hon'ble NGT dated 31.05.2021 in the OA No. 80 of 2020 (WZ), titled Vanashakti & Anr. Vs. State of Maharashtra & Ors and further order of Hon'ble NGT in EA No. 12 of 2022, (WZ) in OA No. 80/2020 (WZ), titled Vanashakti & Anr. Vs. State of Maharashtra & Ors.
- b. The study on environmental impact of cage aquaculture activities shall be carried-out prior to taking final decision on categorization of cage aquaculture activity. Meanwhile, MPCB to expedite decision & issuance of preliminary notification on categorization of cage aquaculture activity and submit compliance report to the Hon'ble NGT. Subsequent to the outcome of said study, MPCB shall revisit the categorization of cage aquaculture activity.
- c. MPCB in co-ordination with CPCB shall pursue with CIFRI to revisit the timeline (specified in the concept note) with more details on selection criteria and number of reservoirs, additional requisite parameters, budget etc and request for proposal from CIFRI.
- d. MPCB shall bear the project cost wherein CPCB shall support in preparation of terms & conditions for the aforesaid study.
- e. MPCB shall carry-out reconnaissance survey & random inspection cum monitoring of cage aqua culture activities in & around Pune to generate the database on water quality parameters of concern.

Meeting ended with vote of thanks.

LIST OF PARTICIPANTS

S. No.	Name and designation of the officials	Organization
1	Sh. Ajay Aggarwal, Sc. F & DH, IPC-VI & VII	CPCB, HO, Delhi
2	Smt. Anamika Sagar, Sc. E & DH, IPC-IV & V	CPCB, HO, Delhi
4	Sh. PratiK D. Bharne, I/c Regional Director & Sc. E	CPCB, RD, Pune
5	Sh. Nishchal C. Sc D	CPCB, RD, Pune
6	Dr. J. B. Sangewar, JD (Water)	MPCB, HQ, Mumbai
7	Sh. S. L. Waghmare, Regional Officer	MPCB, RO, Pune
8	Sh. Nitin Shinde, Sub-Regional Officer	MPCB, SRO-I, Pune
9	Sh. V. V. Killedar, Sub-Regional Officer	MPCB, SRO-II, Pune

Fw: Minutes of 3rd meeting of Industry Categorization Committee

From : sropune2@mpcb.gov.in Tue, Jan 23, 2024 03:43 PM
Subject : Fw: Minutes of 3rd meeting of Industry Categorization Committee 📎 1 attachment
To : Pratik Bharne <pratik.cpcb@gov.in>, NISHCHAL C <nischal.cpcb@nic.in>
Cc : ropune@mpcb.gov.in

Sir

Please see the attachment w.r.t Minutes of 3rd meeting of Categorisation Committee of the MPC Board dtd. 21/09/2023 regarding Categorisation of Cage Aquaculture activity.

This is for your information please.

V. V. Killedar
Sub-Regional Officer,
MPCB, Pune-II.

From: Dr. J. B. Sangewar <jdwater@mpcb.gov.in>
Sent: Friday, January 19, 2024 3:04 PM
To: SRO Pune 2 <sropune2@mpcb.gov.in>
Cc: RO Pune <ropune@mpcb.gov.in>
Subject: Minutes of 3rd meeting of Industry Categorization Committee

Please find attached herewith approved minutes of 3 rd Meeting of Industry Categorization Committee for your information and further needful action in this matter.

Dr. J. B. Sangewar

Joint Director (WPC)
Maharashtra Pollution Control Board
Sion, Mumbai - 400 022.

From: Dr. J. B. Sangewar
Sent: Tuesday, October 3, 2023 3:00 PM
To: Dr. V. M. Motghare <jdair@mpcb.gov.in>; RO Pune <ropune@mpcb.gov.in>; SRO Pune 2 <sropune2@mpcb.gov.in>; RO Nagpur <ronagpur@mpcb.gov.in>
Subject: Minutes of 3rd meeting of Industry Categorization Committee

Please find attached herewith approved minutes of 3 rd Meeting of Industry Categorization Committee for your information and further needful action in this matter.

Dr. J. B. Sangewar

 **Minutes of 3 rd Meeting of industry categorization Committee (2).pdf**
598 KB

J.D. (WPC) Section

Date : 28/09/2023

Office Note

Sub: Minutes of 3rd meeting of Industry Categorization Committee meeting of the MPC Board, held on dt: 21/09/2023

Ref: 3rd Industry Categorization Committee meeting of the MPC Board, dt: 21/09/2023 through circulation agenda.

With reference to above, Agenda item has been circulated for 3 nos of industrial units for deciding industry categorization for 3rd meeting of Industry Categorization Committee meeting of the MPC Board, held on dt: 21/09/2023 as under :

- 1) M/s. ROCK & Reef Dredging Pvt.Ltd. Shipyard, Project Proposed Belapur Creek, At : Ulwe , Navi Mumbai
- 2) M/s. Reliance Bio Energy Limited, for proposed CBG plants.
- 3) M/s. Bhardwaj Yadavarao Pagare, Wadiwale Lake . Tal:- Maval Dist : Pune- Cage Aquaculture Project

Draft minutes of 3rd meeting of Industry Categorization Committee meeting of the MPC Board, held on dt : 21/09/2023 The Minutes of meeting are submitted for your approval and signature please.

[Signature]
(P.A.Khuspe)
FO(WPC)
[Signature]

JD (WPC): *[Signature]* 27/9

JD (AOC):- *[Signature]* 28/9/23

AS(T):- *[Signature]* 28/9/23

PSO :- *[Signature]* 28/9/23

Recd on 21/9/23

ms:- *[Signature]*

submitted for approval *[Signature]* 27/9
As recommended by Com, Approved.
[Signature] 29/9. 3:10

MAHARASHTRA POLLUTION CONTROL BOARD.

Circulation Minutes of Industry Categorization Committee Meeting (3rd) of 2022 held on 21/09/2023 at Chamber of J.D. (WPC), MPC Board, Kalpataru Point, 3rd & 4th floor Sion Circle Sion (E), Mumbai-22. The following Members of the Industry Categorization Committee were present.

1	Joint Director (Water Pollution Control), Maharashtra Pollution Control Board, Mumbai.	Convener
2	Assistant Secretary (Technical) Maharashtra Pollution Control Board, Mumbai	Member
3	Joint Director (Air Pollution Control), Maharashtra Pollution Control Board, Mumbai	Member
4	Principal Scientific Officer Maharashtra Pollution Control Board, Mumbai.	Member


Sr. No.	Name of industry	Decision on grant of Category	Section	Remarks/Discussion
1	M/s. ROCK & Reef Dredging Pvt.Ltd. Shipyard, Project Proposed Belapur Creek, At : Ulwe , Navi Mumbai	Existing Red category at Final Sr. no. 3 & Original Sr.no. 27	RO Raigad /SRO Raigad-I	<p>1. Industry has obtained Consent to Establish on 23/12/2016- for activity of Building and repairing ships and water going vessels . (without involving Ship breaking activity /Ship yard activity) in Red category.</p> <p>2. Industry has applied for 1st Consent to Operate Building and repairing ships and water going vessels – As per order (without involving Ship breaking activity /Ship yard activity)</p> <p>3. Industry has obtained CRZ clearance on 14/09/2019</p> <p>4. Domestic effluent- 4.0 CMD, Industrial effluent:-Nil</p> <p>5. The quantity of water required will be around 4.55 CMD form mfg process .</p> <p>6. Mfg. Process shows industry is Building and repairing ships / water Going Vessels by engineering and fabrication activity</p> <p>7. As per CPCB industry Categorization dt: 07/03/2016, this activity is mentioned at Sr. 3 and Original Sr. No. 27 in Red category</p> <p>Decision on category: It is proposed to categorize mfg. Building and repairing ships and water going vessels activity in to Existing Red category at Final Sr. no. 3 & Original Sr.no. 27 in Red category</p>

Sr. No.	Name of industry	Decision on grant of Category	Section	Remarks/Discussion
2	M/s. Reliance Bio Energy Limited,	As per CPCB categorization vide dt: 22/09/2021 for CBG plants	-----	<p>1. Industry has submitted letter regarding steering up of Proposed CBG plants units at Nagur and Daund in Maharashtra state by utilizing Bio mass/ Agricultural Waste and produce green fuels.</p> <p>2. Reliance Bio Energy Limited is subsidiary of Reliance industries Limited proposed to set up Compressed Bio Gas (CBG Plants) across counties using Bio mass/ Agricultural Waste.</p> <p>3. Compressed Bio Gas (CBG Plants) are producing Fermented and Organic Manure (FOM) and Liquid Fermented and Organic Manure (LFOM) as by products.</p> <p>4. As per CPCB industry categorization notification dt: 22/09/2021, CBG Plants – Bio CNG plants are categorized based on waste water discharge and Type of CBG plants using different types of Raw materials , in to Orange / Green and White categories.</p> <p>5. <u>Decision on categorization</u> It is proposed to categorize CBG Plants , as per CPCB industry categorization vide categorization dt: 22/09/2021</p> <p>it is proposed to decide industry categorization based on of waste water discharge quantities for proposed CBG plants and type of Raw material for deciding industry categorization for CBG plants :-</p> <p>a) Orange Category :- where Waste water generation is more than 100 KLD and Using Agor based/ crop residue raw material ,categorized in to Orange category and</p> <p>b) Green Category :CBG plants where using raw material based on animal waste – categorized under Green category</p> <p>c) White Category :- CBG plants (Irrespective of Type of feed producing Fermented and Organic Manure (FOM) and Liquid Fermented and Organic Manure (LFOM) as by products are categorized under white category .</p>

Sr. No.	Name of industry	Decision on grant of Category	Section	Remarks/Discussion
3	M/s. Bhardwaj Yadavarao Pagare, Wadiwale Lake . Tal:- Maval Dist : Pune	New Green category At Sr no. (G-94)	RO Pune /SRO Pune- II	<ol style="list-style-type: none"> 1. Industry has applied for Consent to Establish for proposed Cage aquaculture activity where small fishes kept for Growing. Fish food is regularly feeding to grow the fish , due to which lake water may pollute. 2. Domestic effluent- 0.3 CMD, Industrial effluent:-Nil CMD 3. The quantity of water required will be around 0.5CMD for proposed activity. 4. Regional Director CPCB, Pune has conducted VC meeting on 25/07/2023 , during meeting it was decided that, as per directions issued in Hon'ble NGT order dt: 27/02/2023 , both CPCB as well as MPCB to take necessary steps to bring cage aquaculture activity under consent regime. 5. As per Minutes of 1st meeting dt: 25/07/2023 for compliance of Hon'ble NGT order dtL 27/02/2023 in Execution application (EA) No. 12/2022 (WZ) in O.A. No. 80/2020 (WZ) Titled Vanshakati & ANR. Vs State of Maharashtra & Ors. - MPCB may submit before the next meeting the status of categorization of cage culture activity in to Red/Orange/ Green/White categories in compliance with aforesaid directions dt: 07/03/2016 of CPCB. 6. As per discussion held in 2nd meeting dt: 25/07/2023 for compliance of Hon'ble NGT order dtL 27/02/2023 in Execution application (EA) No. 12/2022 (WZ) in O.A. No. 80/2020 (WZ) Titled Vanshakati & ANR. Vs State of Maharashtra & Ors- considering the longer study period to execute the study and also in order to comply with the aforesaid Hon'ble NGT order dt: 27/02/2023 , for time being MPCB shall categorize the cage aquaculture activity under Green Category. Based on outcome of proposed environmental impact study, MPCB shall take decision and revisit the categorization of Cage aquaculture activity. 7. The said activity is not covered under CPCB categorization dt: 07/03/2016., considering pollution potential from Cage aquaculture activity can be categorized under new Green category having categorization score : Total Score for pollution potential :- $W+A+HW = (12+10)+0+0 = 22$ 8. Decision on category: It is proposed to categorize Cage aquaculture activity in to New Green Category at Sr., no .(G-94) , till time being CPCB finalizing industry category based on outcome of proposed environmental impact study of cage aquaculture activity.


JD(WPC)


JD (APC)
22/07/2023


AS(T)


PSO
22/07/23

MAHARASHTRA POLLUTION CONTROL BOARD

949

Tel.: 24010437/24020781/24014701
Fax : 24024068 / 24044531
Website : www.mpcb.gov.in
E-mail : jdair@mpcb.gov.in



Kalpataru Point, 2nd - 4th Floor,
Opp. PVR Cinema,
Near Sion Circle, Sion (E),
Mumbai - 400 022.

No. BO/JD(APC)/TB/B- 0104

Date: - 24/09/2024

To,
Scientist and In-charge,
Vadodara Research Centre,
ICAR- Central Inland Fisheries Research Institute,
GERI Campus, Behind Yash Complex,
Gotri, Vadodara- 390021.

Annexure-R7-VI

Sub – Work order for Study on Environmental Impact Assessment of Cage Culture in Inland Open waters before bringing Cage Culture under Consent Mechanism.


- Ref** – 1) Order passed by Hon"ble NGT in EA No.12 of 2022 (WZ) in OA No. 80 of 2022 (WZ) filed by Vanshakti regarding Cage Aquaculture in Vadiwale lake Dist. Pune
2) Presentation held before Authority on 04/07/2024.
3) Revised proposal submitted vide email dtd. 10/07/2024.

Sir,

In accordance to the above referred subject and orders passed by Hon'ble NGT vide above ref. no. 1 Board is in receipt of your proposal regarding Study on Environmental Impact Assessment of Cage Culture in Inland Open waters before bringing Cage Culture under Consent Mechanism and vide above ref no.2 presentation held on 04/07/2024. Further, MPC Board has decided to award works for Study on Environmental Impact Assessment of Cage Culture in Inland Open waters before bringing Cage Culture under Consent Mechanism to your organization with following Objectives, Scope of Work and Deliverables with payment terms and conditions: -

Objectives:

- To assess the impact of cage culture on limno-chemical profiles of water and sediment.
- To assess the impact of cage culture on biotic communities.
- To frame recommendations based on the study for the consent mechanism under water act.


24/9/2024


Technical programme:

The overall project activities will be performed in mutual agreement with MPCB/CPCB.

- Selection of three cage culture farms sites for the study based on categories of reservoir (large, medium, small)
- Conducting stakeholder meeting cum project start-up workshop
- Periodic collection of water (pH, DO, TDS, electrical conductivity, nitrate-N, phosphate-P, NH₃-N, BOD, COD, chlorophyll-a etc.) and sediment (pH, organic carbon, available and total phosphorus, available and total nitrogen etc.) samples for analysis of important physico-chemical parameters of water and sediment from cage culture site and reference sites
- Periodic sampling of biotic communities (phytoplankton, zooplankton, macroinvertebrate, etc.) of the water body from cage culture sites and reference sites.
- Fish diversity assessment in the reservoir to determine potential escapes from the cage
- Analysis of data
- Conducting concluding workshop at the end of the project period
- Formulation of recommendation for cage culture for different category of reservoirs of India
- Report writing and submission within 12 months.

Project Duration

- The timeline for this study shall be 12 months from date of receipt of the work order. Final report along with recommendations shall be submitted within 15 days from the date of completion of the whole project.


24/9/2017


Payment Terms:-

Sl. No.	Heads	Cost in Rs. (Lakhs)
A	1 Young Professional (YP-II) @ 42000/-per month for 12 Months	5.04
B	2 Young Professional (YP-I) @ 30000/-per month for 12 Months	7.2
C	TA/DA	10.5
D	Minor Equipment	4
E	Operational Contingencies	
	Consumables (Chemicals, Glassware and plastic wares)	4.5
	Vehicle hiring, Boat hiring, experimental fishing, labour charges	4.5
F	Stakeholder meeting cum project start-up workshop and Concluding workshop	3.0
G	Miscellaneous (unforeseen expenditure)	3.4
H	Sub Total (A+B+C+D+E+F+G)	42.14
I	Institutional Charges (10%)	4.21
J	Grand Total	46.35

- 50% alongwith work order
- 30% on submission of Interim Report
- 20% on submission of Final Report

In view of above, you are hereby requested to start the work on issuance of this work order and submit report after completion of work in timely manner.

This is issued with the approval of the Competent Authority of the Board.


 (Dr. V.M. Motghare) 24/9/2017.
Joint Director (Air Pollution Control)

Copy for necessary action:-

1. Chief Account Officer, MPC Board, Mumbai – you are directed to release payment in favor of M/s. ICAR- Central Inland Fisheries Research Institute, Vadodara
2. Regional Office, Pune/ Sub Regional Office, Pune-II—They are directed to assist the ICAR- Central Inland Fisheries Research Institute, Vadodara team during the studies carried out.

Release of fund to ICAR-CIFRI for study in compliance with Hon'ble NGT matter-OA 80 of 2020/EA 12 of 2023 wrt cage aquaculture-reg

PB Pratik Bharne <pratik.cpcb@gov.in>
Thu, 23 Jan 2025 6:37:28 PM +0530
To "ms" <ms@mpcb.gov.in>
Cc "jdair" <jdair@mpcb.gov.in>, "jdwater" <jdwater@mpcb.gov.in>, "ropune" <ropune@mpcb.gov.in>, "suhaskamble149" <suhaskamble149@gmail.com>, "suhaskamble" <suhaskamble@gmail.com>, "director cifri" <director.cifri@icar.gov.in>, "NISHCHAL C" <nischal.cpcb@nic.in>, "SHAILENDRA BANSAL" <shailendra.cpcb@gov.in>

Sir,

This has reference with trailing email regarding release of payment to ICAR-Central Inland Fisheries Research Institute (CIFRI) for the study in compliance with Hon'ble NGT matter- OA 80 of 2020 (WZ)/EA 12 of 2023 (WZ) wrt cage aquaculture. In this regard, it is requested to arrange to release the fund as per work order vide dated 24.09.2024 issued by MPCB and request letter vide dtd 18.10.2024 from the Institute. The copy of the letters are attached for reference.

Regards,

प्रतीक भारणे/PRATIK BHARNE
क्षेत्रीय निदेशक/Regional Director,
क्षेत्रीय निदेशालय, पुणे/Regional Directorate, Pune
केंद्रीय प्रदूषण नियंत्रण बोर्ड/Central Pollution Control Board
पर्यावरण, वन और जलवायु परिवर्तन मंत्रालय/Ministry of Environment, Forest & Climate Change
भारत सरकार/Govt of India
09428167876/020-29912772

==== Forwarded message =====
From: Director CIFRI <director.cifri@icar.gov.in>
To: "Dr. V. M. Motghare" <jdair@mpcb.gov.in>
Cc: "pratik.cpcb@gov.in" <pratik.cpcb@gov.in>, "suhaskamble149@gmail.com" <suhaskamble149@gmail.com>
Date: Thu, 23 Jan 2025 16:25:55 +0530
Subject: Release of fund regarding
==== Forwarded message =====

Sir,

With reference to letters mentioned above, we accepted your work order to execute project entitled ? Environmental Impact Assessment of Cage Culture in Inland Open Waters? and subsequently requested to release the funds. Upon receipt of the work order, we initiated the project work with recruitment of contractual manpower for the project. However, till today we have not received the first installment of the funds, which is affecting the execution of the project.

Therefore, I request you to release 50 % of the fund (? 23.18 lakhs) at the earliest to persuade the project work in order to finish it on stipulated time.

With regards,

B. K. Das?



?? . ?? . ?? . ??? / Dr. B. K. Das
??????/ Director
????????-???????? ?????????????? ?????????????? ?????????????
ICAR-Central Inland Fisheries Research Institute?
????????, ????????? - 700120, ?????? ??????/ Barrackpore, Kolkata-700 120, West Bengal
Ph: +91 3325920177 (Off); +91 3325922808 (Res); +91 3325920388 (Fax)
Website: www.cifri.res.in

An ISO 9001: 2015 Certified Organisation


?SAVE TREE - Please do not print this e-mail unless necessary?
Disclaimer: The information contained in this electronic message and /or attachments to this message are intended for the exclusive use of the addressee(s) and may contain confidential, proprietary or privileged information. If you are not the intended recipient, any dissemination, use, review, distribution, printing or copying of the information contained in this e-mail message and/or attachments to it are strictly prohibited. If you have received this communication in error, please notify us by reply e-mail or telephone and immediately destroy all copies of this message and any attachments.
WARNING: Computer viruses can be transmitted via email. The recipient should check this email and any attachments for the presence of viruses. The organization accepts no liability for any damage caused by any virus transmitted by this email.

www.icar.org.in

☺ ☐☐ **3 Attachment(s)** • [Download as Zip](#) • [Add To](#) >

 MPCB 23.01.2025.pdf
895.5 KB • 

 PDF004.pdf
1.1 MB • 

 MPCB.pdf
818.7 KB • 



954

भाकृअनुप-केन्द्रीय अंतर्स्थलीय मात्स्यिकी अनुसंधान संस्थान

आई एस ओ 9001 : 2015 प्रमाणित संगठन

बैरकपुर, कोलकाता - 700 120, पश्चिम बंगाल

ICAR-Central Inland Fisheries Research Institute

AN ISO 9001 : 2015 Certified Organisation

Barrackpore, Kolkata - 700120 West Bengal



डा. बसंत कुमार दास, निदेशक
Dr. Basanta Kumar Das, Director

F.No. CIFRI (Proj.)-51/MPCB(1)/2024-D.Cell

Date: 23rd January, 2025

To:

The Joint Director (Air Pollution Control)

Maharashtra Pollution Control Board,
Kalpataru Point, 2nd-4th Floor,
Opp. PVR Cinema, Near Sion circle,
Sion (E), Mumbai-400 022.

Sub.: Release of fund regarding

Ref.:

1. Your office letter No. BO/JD(APC)/TB/B-0104 dated 24/09/2024
2. This office letter No. R-Dep (Maharashtra PCB)-2024 Audit/1447 dated 08/10/2024
3. This office letter No.MPCB (Cage Culture)-1157(1)/2024-Adm.II/2002 dated 03/01/25

New Year Greetings from ICAR-CIFRI!

Sir,

With reference to letters mentioned above, we accepted your work order to execute project entitled "Environmental Impact Assessment of Cage Culture in Inland Open Waters" and subsequently requested to release the funds. Upon receipt of the work order, we initiated the project work with recruitment of contractual manpower for the project. However, till today we have not received the first installment of the funds, which is affecting the execution of the project.

Therefore, I request you to release 50 % of the fund (₹ 23.18 lakhs) at the earliest to persuade the project work in order to finish it on stipulated time.

Thanking You,

Yours faithfully,

(B. K. Das)

955



भाकृअनुप-केन्द्रीय अंतर्स्थलीय मात्स्यकी अनुसंधान संस्थान

आई एस ओ 9001:2015 प्रमाणित संगठन
(भारतीय कृषि अनुसंधान परिषद्)
बैरकपुर, कोलकाता - 700120 (पश्चिम बंगाल)



ICAR-Central Inland Fisheries Research Institute

An ISO 9001:2015 Certified Organization
(Indian Council of Agricultural Research)
Barrackpore, Kolkata -700120, West Bengal

No. R-Dep (Maharashtra PCB)- 2024-Audit/1447

Dated-08/10/2024

To
The Joint Director (Air Pollution Control)
Maharashtra Pollution Control Board
Kalpataru Point, 2nd - 4th Floor,
Opposite "PVR Cinema"
Near Sion Circle, Sion (E)
Mumbai- 400 022

Sub: Request for release of 50% of the cost of project, "study on Environmental Impact Assessment of Cage Culture in Inland Open Waters"

Sir,

This is in reference to your Lr. No. BO/JD (APC)/TB/B-0104 dt. 24-09-2024 communicating work order for study on Environmental Impact Assessment of Cage Culture in Inland Open Waters at a cost of Rs. 46.35 lakhs for 12 (twelve) months.

In this connection, Invoice No: CIFRI/2024-25/Audit/118 dt. 08-10-2024 is furnished in terms of your E.mail dated 04-10-2024 towards release of 50% of the cost of the project i.e. Rs. 23,17,500/- (Rupees twenty three lakhs seventeen thousand five hundred only).

In view of the above, you are therefore, requested to expedite release of 1st instalment for undertaking the project work at the earliest. The funds so released may be credited to ICAR-CIFRI Bank A/c (Bank details is indicated in Invoice under reference).

Encl :- original Invoice.

8/10/24

Fin. & Accts. Officer
Fin. & Accts. Officer
भा.कृ.अनु.प.-के.अ.मा.अनु.संस्थान, बैरकपुर
ICAR-CIFRI, Barrackpore

वे.कृ.अनु.प.
Rashish

956



भाकृअनुप-केन्द्रीय अंतर्स्थलीय मात्स्यकी अनुसंधान संस्थान

आई एस ओ 9001:2015 प्रमाणित संगठन
(भारतीय कृषि अनुसंधान परिषद)
बैरकपुर, कोलकाता - 700120 (पश्चिम बंगाल)



ICAR-Central Inland Fisheries Research Institute

An ISO 9001:2015 Certified Organization
(Indian Council of Agricultural Research)
Barrackpore, Kolkata -700120, West Bengal

Invoice

To
The Joint Director (Air Pollution Control)
Maharashtra Pollution Control Board
Kalpataru Point, 2nd - 4th Floor,
Opposite "PVR Cinema"
Near Sion Circle, Sion (E)
Mumbai- 400 022

No: CIFRI/2024-25/Audit/118
Dated: 08-10-2024
ICAR PAN No: AAAAI1830P
GSTIN: 19AAAGC0090D1ZX

Particulars	Amount
Study on environmental Impact Assessment of cage culture in Inland open waters	
Cost of Project	Rs. 46,35,000.00
Release 1 st instalment- 50% of the cost	Rs. 23,17,500.00
Total	Rs. 23,17,500.00

(Rupees Twenty three lakhs seventeen thousand five hundred only)

ICAR-CIFRI Bank details for remittance of funds

Name of the beneficiary- ICAR Unit-CIFRI, Barrackpore.
Name of the Bank- State Bank of India
Name of Branch- Barrackpore
Branch Code- 00029
IFSC Code- SBIN0000029
Current A/c No. - 11278713220
Account Type- Current

8/10/24

Fin. & Accts. Officer
Fin. & Accts. Officer
भा.कृ.अनु.प.-के.अ.मा.अनु.संस्थान, बैरकपुर
ICAR-CIFRI, Barrackpore



आई.सी.ए.आर. – केन्द्रीय अन्तःस्थ मात्स्यिकी अनुसंधान संस्थान
बैरकपुर, कोलकाता -700 120, पश्चिम बंगाल
ICAR -CENTRAL INLAND FISHERIES RESEARCH INSTITUTE
Barrackpore, Kolkata -700 120, West Bengal



F. No. MPCB (Cage Culture)-1157(1)/2024-Adm.II/ 2002

Dated 3rd January, 2025

OFFICE ORDER

The Director, ICAR-CIFRI, Barrackpore is pleased to engage the following candidates under the project entitled “**Study on Environmental Impact Assessment of Cage Culture in Inland Open Water before bringing Cage Culture under consent Mechanisam**” at ICAR-CIFRI, Vadodara :

Sl. No.	Name	Designation	Date of Joining
1	Ms. Chauhan Nidhiben Haribhai	Young Professional – I (YP-I)	10.12.2024
2	Mr. Ajaybhai Baldaniya	Young Professional – I (YP-I)	12.12.2024

Their engagement is for a period of 1 (one) year OR co-terminus with the Project, whichever is earlier subject to satisfactory performance and availability of fund for the project.


(SHYAM SUNDAR GHOSH)
ASSISTANT ADMINISTRATIVE OFFICER (ADM-II)

Copy to :

1. All the candidates stated above through the Scientists-in-Charge, ICAR-CIFRI, Vadodara.
2. The Scientists-in-Charge, ICAR-CIFRI, Vadodara.
3. In-charge, AKMU, ICAR-CIFRI, Barrackpore.
4. The Sr. Finance & Accounts Officer, ICAR-CIFRI, Barrackpore.
5. The Drawing & Disbursing Officer, ICAR-CIFRI, Barrackpore.
6. Incharge, PME Cell, ICAR-CIFRI, Barrackpore.
7. Director's Cell, ICAR-CIFRI, Barrackpore for kind information to the Director.
8. CAO's Cell, ICAR-CIFRI, Barrackpore for kind information to the Chief Administrative Officer.
9. In-charge, PME Cell, ICAR-CIFRI, Barrackpore.
10. Guard File.